

# Product Datasheet

## ErbB3/Her3 [p Tyr1328] Antibody - BSA Free NBP1-04970

Unit Size: 0.1 ml

Store at 4C short term. Aliquot and store at -20C long term. Avoid freeze-thaw cycles.

[www.novusbio.com](http://www.novusbio.com)



[technical@novusbio.com](mailto:technical@novusbio.com)

Protocols, Publications, Related Products, Reviews, Research Tools and Images at:  
[www.novusbio.com/NBP1-04970](http://www.novusbio.com/NBP1-04970)

Updated 9/9/2025 v.20.1

Earn rewards for product  
reviews and publications.

Submit a publication at [www.novusbio.com/publications](http://www.novusbio.com/publications)

Submit a review at [www.novusbio.com/reviews/destination/NBP1-04970](http://www.novusbio.com/reviews/destination/NBP1-04970)



**NBP1-04970**

ErbB3/Her3 [p Tyr1328] Antibody - BSA Free


Product Information	
Unit Size	0.1 ml
Concentration	1.0 mg/ml
Storage	Store at 4C short term. Aliquot and store at -20C long term. Avoid freeze-thaw cycles.
Clonality	Polyclonal
Preservative	0.02% Sodium Azide
Isotype	IgG
Purity	Immunogen affinity purified
Buffer	PBS (without Mg <sup>2+</sup> and Ca <sup>2+</sup> ), pH 7.4, 150 mM NaCl, 50% glycerol
Target Molecular Weight	148 kDa

Product Description	
Description	Novus Biologicals Rabbit ErbB3/Her3 [p Tyr1328] Antibody - BSA Free (NBP1-04970) is a polyclonal antibody validated for use in IHC, WB and ICC/IF. All Novus Biologicals antibodies are covered by our 100% guarantee.
Host	Rabbit
Gene ID	2065
Gene Symbol	ERBB3
Species	Human, Mouse, Rat
Specificity/Sensitivity	Detects endogenous levels of ErbB3/Her3 only when phosphorylated at tyrosine 1328.
Immunogen	The antiserum was produced against synthesized phosphopeptide derived from human ErbB3/Her3 around the phosphorylation site of tyrosine 1328 (P-D-Yp-W-H).

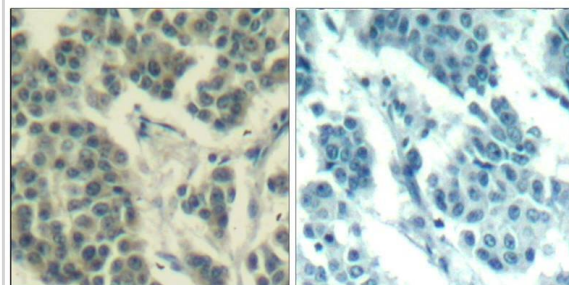
Product Application Details	
Applications	Western Blot, Immunohistochemistry-Paraffin, Immunocytochemistry/Immunofluorescence, Immunohistochemistry
Recommended Dilutions	Western Blot 1:500-1:1000, Immunohistochemistry 1:50-1:100, Immunocytochemistry/ Immunofluorescence 1:100-1:200, Immunohistochemistry-Paraffin 1:50-1:100



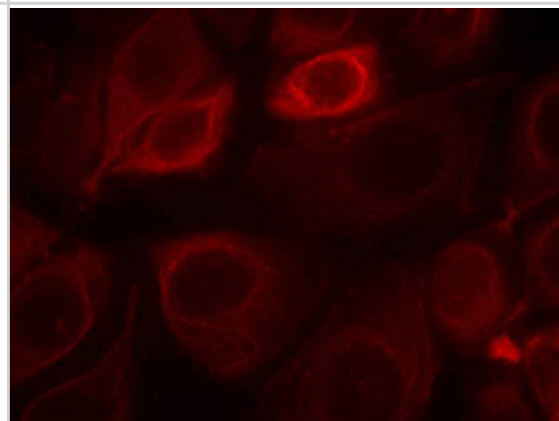
**Images**

Western Blot: ErbB3/Her3 [p Tyr1328] Antibody [NBP1-04970] - Western blot analysis of extracts from A431 cells untreated or treated with EGF using ErbB3 (phospho-Tyr1328) Antibody. 

Immunohistochemistry-Paraffin: ErbB3/Her3 [p Tyr1328] Antibody [NBP1-04970] - Immunohistochemical analysis of paraffin-embedded human breast carcinoma tissue using NBP1-04970(left) or the same antibody preincubated with blocking peptide(right).



Immunocytochemistry/ Immunofluorescence: ErbB3/Her3 [p Tyr1328] Antibody - BSA Free [NBP1-04970] - Immunofluorescence staining of methanol-fixed MCF7 cells using NBP1-04970.





### **Novus Biologicals USA**

10730 E. Briarwood Avenue  
Centennial, CO 80112  
USA  
Phone: 303.730.1950  
Toll Free: 1.888.506.6887  
Fax: 303.730.1966  
nb-customerservice@bio-techne.com

### **Bio-Techne Canada**

21 Canmotor Ave  
Toronto, ON M8Z 4E6  
Canada  
Phone: 905.827.6400  
Toll Free: 855.668.8722  
Fax: 905.827.6402  
canada.inquires@bio-techne.com

### **Bio-Techne Ltd**

19 Barton Lane  
Abingdon Science Park  
Abingdon, OX14 3NB, United Kingdom  
Phone: (44) (0) 1235 529449  
Free Phone: 0800 37 34 15  
Fax: (44) (0) 1235 533420  
info.EMEA@bio-techne.com

### **General Contact Information**

www.novusbio.com  
Technical Support: nb-technical@bio-techne.com  
Orders: nb-customerservice@bio-techne.com  
General: novus@novusbio.com

### **Products Related to NBP1-04970**

---

NBP2-33376H	Blue Marker Antibody (6F4-F6) [HRP]
HAF008	Goat anti-Rabbit IgG Secondary Antibody [HRP]
NB7160	Goat anti-Rabbit IgG (H+L) Secondary Antibody [HRP]
NBP2-24891	Rabbit IgG Isotype Control

---

### **Limitations**

This product is for research use only and is not approved for use in humans or in clinical diagnosis. Primary Antibodies are guaranteed for 1 year from date of receipt.

For more information on our 100% guarantee, please visit [www.novusbio.com/guarantee](http://www.novusbio.com/guarantee)

Earn gift cards/discounts by submitting a review: [www.novusbio.com/reviews/submit/NBP1-04970](http://www.novusbio.com/reviews/submit/NBP1-04970)

Earn gift cards/discounts by submitting a publication using this product:  
[www.novusbio.com/publications](http://www.novusbio.com/publications)

