

# Product Datasheet

## SNAP25 Antibody (4E11) - BSA Free NBP1-04344

Unit Size: 0.1 ml

Store at 4C short term. Aliquot and store at -20C long term. Avoid freeze-thaw cycles.

[www.novusbio.com](http://www.novusbio.com)



[technical@novusbio.com](mailto:technical@novusbio.com)

Protocols, Publications, Related Products, Reviews, Research Tools and Images at:  
[www.novusbio.com/NBP1-04344](http://www.novusbio.com/NBP1-04344)

Updated 9/9/2025 v.20.1

Earn rewards for product  
reviews and publications.

Submit a publication at [www.novusbio.com/publications](http://www.novusbio.com/publications)

Submit a review at [www.novusbio.com/reviews/destination/NBP1-04344](http://www.novusbio.com/reviews/destination/NBP1-04344)




**NBP1-04344****SNAP25 Antibody (4E11) - BSA Free**

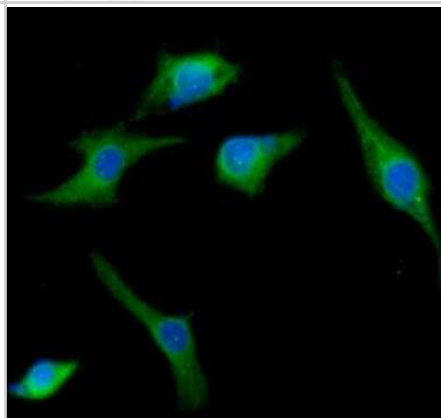
<b>Product Information</b>	
<b>Unit Size</b>	0.1 ml
<b>Concentration</b>	1.0 mg/ml
<b>Storage</b>	Store at 4C short term. Aliquot and store at -20C long term. Avoid freeze-thaw cycles.
<b>Clonality</b>	Monoclonal
<b>Clone</b>	4E11
<b>Preservative</b>	0.02% Sodium Azide
<b>Isotype</b>	IgG1 Kappa
<b>Purity</b>	Protein G purified
<b>Buffer</b>	PBS (pH 7.4), 10% Glycerol
<b>Product Description</b>	
<b>Description</b>	Novus Biologicals Mouse SNAP25 Antibody (4E11) - BSA Free (NBP1-04344) is a monoclonal antibody validated for use in WB, ELISA, Flow and ICC/IF. All Novus Biologicals antibodies are covered by our 100% guarantee.
<b>Host</b>	Mouse
<b>Gene ID</b>	6616
<b>Gene Symbol</b>	SNAP25
<b>Species</b>	Human
<b>Immunogen</b>	Recombinant human SNAP25 (1-206aa) purified from E. coli
<b>Product Application Details</b>	
<b>Applications</b>	Western Blot, ELISA, Flow Cytometry, Immunocytochemistry/ Immunofluorescence
<b>Recommended Dilutions</b>	Western Blot 1:1000-1:3000, Flow Cytometry, ELISA 1:100-1:2000, Immunocytochemistry/ Immunofluorescence 1:100

## Images

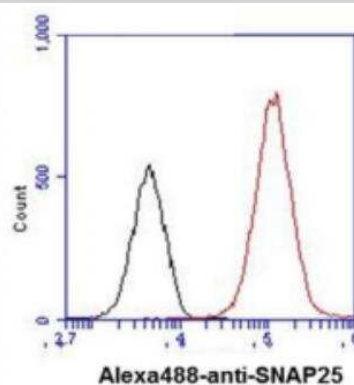
**Western Blot: SNAP25 Antibody (4E11) [NBP1-04344]** - The extracts of mouse brain (30ug) were resolved by SDS-PAGE, transferred to NC membrane and probed with anti-human SNAP25 (1:2000). Proteins were visualized using a goat anti-mouse secondary antibody conjugated to HRP and an ECL detection system.




**Immunocytochemistry/Immunofluorescence: SNAP25 Antibody (4E11) [NBP1-04344]** - Analysis of SNAP25 in U87MG cells line, stained with DAPI (Blue) for nucleus staining and monoclonal anti-human SNAP25 antibody (1:100) with goat anti-mouse IgG-Alexa fluor 488 conjugate (Green).



**Flow Cytometry: SNAP25 Antibody (4E11) [NBP1-04344]** - Analysis of SNAP25 in U87MG cell line, staining at 2-5ug for 1x10<sup>6</sup> cells (red line). The secondary antibody used goat anti-mouse IgG Alexa fluor 488 conjugate. Isotype control antibody was mouse IgG (black line).



**Western Blot: SNAP25 Antibody (4E11) [NBP1-04344]** - The Cell lysates (10ug) were resolved by SDS-PAGE, transferred to PVDF membrane and probed with anti-human SNAP25 antibody (1:3000). Proteins were visualized using a goat anti-mouse secondary antibody conjugated to HRP and an ECL detection system. Lane 1.: 293T cell lysate Lane 2.: SNAP25 Transfected 293T cell lysate





### **Novus Biologicals USA**

10730 E. Briarwood Avenue  
Centennial, CO 80112  
USA  
Phone: 303.730.1950  
Toll Free: 1.888.506.6887  
Fax: 303.730.1966  
nb-customerservice@bio-techne.com

### **Bio-Techne Canada**

21 Canmotor Ave  
Toronto, ON M8Z 4E6  
Canada  
Phone: 905.827.6400  
Toll Free: 855.668.8722  
Fax: 905.827.6402  
canada.inquires@bio-techne.com

### **Bio-Techne Ltd**

19 Barton Lane  
Abingdon Science Park  
Abingdon, OX14 3NB, United Kingdom  
Phone: (44) (0) 1235 529449  
Free Phone: 0800 37 34 15  
Fax: (44) (0) 1235 533420  
info.EMEA@bio-techne.com

### **General Contact Information**

www.novusbio.com  
Technical Support: nb-technical@bio-techne.com  
Orders: nb-customerservice@bio-techne.com  
General: novus@novusbio.com

### **Products Related to NBP1-04344**

---

NBP2-33376H	Blue Marker Antibody (6F4-F6) [HRP]
HAF007	Goat anti-Mouse IgG Secondary Antibody [HRP]
NB7539	Goat anti-Mouse IgG (H+L) Secondary Antibody [HRP]
NBP1-43319-0.5mg	Mouse IgG1 Kappa Isotype Control (P3.6.2.8.1)

---

### **Limitations**

This product is for research use only and is not approved for use in humans or in clinical diagnosis. Primary Antibodies are guaranteed for 1 year from date of receipt.

For more information on our 100% guarantee, please visit [www.novusbio.com/guarantee](http://www.novusbio.com/guarantee)

Earn gift cards/discounts by submitting a review: [www.novusbio.com/reviews/submit/NBP1-04344](http://www.novusbio.com/reviews/submit/NBP1-04344)

Earn gift cards/discounts by submitting a publication using this product:  
[www.novusbio.com/publications](http://www.novusbio.com/publications)

