

# Product Datasheet

## MIF Antibody (4E4) - BSA Free NBP1-04319

Unit Size: 0.1 ml

Store at 4C short term. Aliquot and store at -20C long term. Avoid freeze-thaw cycles.

[www.novusbio.com](http://www.novusbio.com)



[technical@novusbio.com](mailto:technical@novusbio.com)

### Publications: 1

Protocols, Publications, Related Products, Reviews, Research Tools and Images at:  
[www.novusbio.com/NBP1-04319](http://www.novusbio.com/NBP1-04319)

Updated 9/9/2025 v.20.1

Earn rewards for product  
reviews and publications.

Submit a publication at [www.novusbio.com/publications](http://www.novusbio.com/publications)

Submit a review at [www.novusbio.com/reviews/destination/NBP1-04319](http://www.novusbio.com/reviews/destination/NBP1-04319)



**NBP1-04319**


MIF Antibody (4E4) - BSA Free

<b>Product Information</b>	
<b>Unit Size</b>	0.1 ml
<b>Concentration</b>	1.0 mg/ml
<b>Storage</b>	Store at 4C short term. Aliquot and store at -20C long term. Avoid freeze-thaw cycles.
<b>Clonality</b>	Monoclonal
<b>Clone</b>	4E4
<b>Preservative</b>	0.02% Sodium Azide
<b>Isotype</b>	IgG1 Kappa
<b>Purity</b>	Protein G purified
<b>Buffer</b>	PBS (pH 7.4), 10% Glycerol
<b>Product Description</b>	
<b>Description</b>	Novus Biologicals Mouse MIF Antibody (4E4) - BSA Free (NBP1-04319) is a monoclonal antibody validated for use in IHC, WB, ELISA and ICC/IF. Anti-MIF Antibody: Cited in 1 publication. All Novus Biologicals antibodies are covered by our 100% guarantee.
<b>Host</b>	Mouse
<b>Gene ID</b>	4282
<b>Gene Symbol</b>	MIF
<b>Species</b>	Human
<b>Immunogen</b>	Recombinant human MIF (1-115 aa) purified from E. coli
<b>Product Application Details</b>	
<b>Applications</b>	Western Blot, ELISA, Immunocytochemistry/ Immunofluorescence, Immunohistochemistry
<b>Recommended Dilutions</b>	Western Blot 1:500-1:2000, ELISA 1:100-1:2000, Immunohistochemistry, Immunocytochemistry/ Immunofluorescence
<b>Application Notes</b>	Use in IHC reported in scientific literature (PMID:34514093).

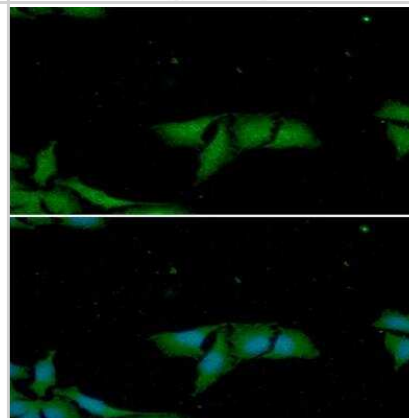


## Images

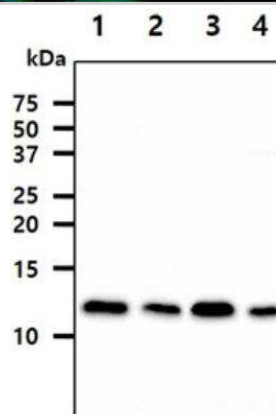
Western Blot: MIF Antibody (4E4) [NBP1-04319] - The cell lysates of HL-60 was resolved by SDS-PAGE, transferred to PVDF membrane and probed with anti-human MIF antibody (1:1,000). Protein was visualized using a goat anti-mouse secondary antibody conjugated to HRP and an ECL detection system.



Immunocytochemistry/Immunofluorescence: MIF Antibody (4E4) [NBP1-04319] - Analysis of MIF in HeLa cells. The cell was stained at (1:100). The secondary antibody (green) was used Alexa Fluor 488. DAPI was stained the cell nucleus (blue).



Western Blot: MIF Antibody (4E4) [NBP1-04319] - The cell lysates (40ug) were resolved by SDS-PAGE, transferred to PVDF membrane and probed with anti-human MIF antibody (1:1000). Proteins were visualized using a goat anti-mouse secondary antibody conjugated to HRP and an ECL detection system. Lane 1.: Jurkat cell lysate Lane 2.: THP-1 cell lysate Lane 3.: HeLa cell lysate Lane 4.: U937 cell lysate



Immunocytochemistry/Immunofluorescence: MIF Antibody (4E4) [NBP1-04319] - Analysis of MIF in Balb/3T3 cells. The cell was stained at (1:100). The secondary antibody (green) was used Alexa Fluor 488. DAPI was stained the cell nucleus (blue).



## Publications

Wei Q, Liu B, Ji H Et al. Exosome-mediated transfer of MIF confers temozolomide resistance by regulating TIMP3/PI3K/AKT axis in gliomas Molecular Therapy - Oncolytics 2021-09-01 [PMID: 34514093] (IF/IHC, Human)



### **Novus Biologicals USA**

10730 E. Briarwood Avenue  
Centennial, CO 80112  
USA  
Phone: 303.730.1950  
Toll Free: 1.888.506.6887  
Fax: 303.730.1966  
nb-customerservice@bio-techne.com

### **Bio-Techne Canada**

21 Canmotor Ave  
Toronto, ON M8Z 4E6  
Canada  
Phone: 905.827.6400  
Toll Free: 855.668.8722  
Fax: 905.827.6402  
canada.inquires@bio-techne.com

### **Bio-Techne Ltd**

19 Barton Lane  
Abingdon Science Park  
Abingdon, OX14 3NB, United Kingdom  
Phone: (44) (0) 1235 529449  
Free Phone: 0800 37 34 15  
Fax: (44) (0) 1235 533420  
info.EMEA@bio-techne.com

### **General Contact Information**

www.novusbio.com  
Technical Support: nb-technical@bio-techne.com  
Orders: nb-customerservice@bio-techne.com  
General: novus@novusbio.com

### **Products Related to NBP1-04319**

---

NBP2-33376H	Blue Marker Antibody (6F4-F6) [HRP]
HAF007	Goat anti-Mouse IgG Secondary Antibody [HRP]
NB7539	Goat anti-Mouse IgG (H+L) Secondary Antibody [HRP]
NBP1-43319-0.5mg	Mouse IgG1 Kappa Isotype Control (P3.6.2.8.1)

---

### **Limitations**

This product is for research use only and is not approved for use in humans or in clinical diagnosis. Primary Antibodies are guaranteed for 1 year from date of receipt.

For more information on our 100% guarantee, please visit [www.novusbio.com/guarantee](http://www.novusbio.com/guarantee)

Earn gift cards/discounts by submitting a review: [www.novusbio.com/reviews/submit/NBP1-04319](http://www.novusbio.com/reviews/submit/NBP1-04319)

Earn gift cards/discounts by submitting a publication using this product:  
[www.novusbio.com/publications](http://www.novusbio.com/publications)

