

Product Datasheet

Hexokinase 1 Antibody (4D7) - BSA Free NBP1-04295

Unit Size: 0.1 ml

Store at 4C short term. Aliquot and store at -20C long term. Avoid freeze-thaw cycles.

www.novusbio.com



technical@novusbio.com

Protocols, Publications, Related Products, Reviews, Research Tools and Images at:
www.novusbio.com/NBP1-04295

Updated 9/9/2025 v.20.1

Earn rewards for product
reviews and publications.

Submit a publication at www.novusbio.com/publications

Submit a review at www.novusbio.com/reviews/destination/NBP1-04295



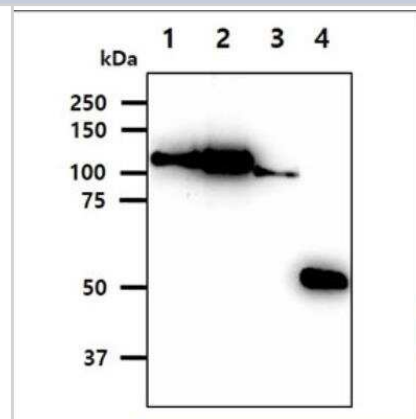
NBP1-04295

Hexokinase 1 Antibody (4D7) - BSA Free

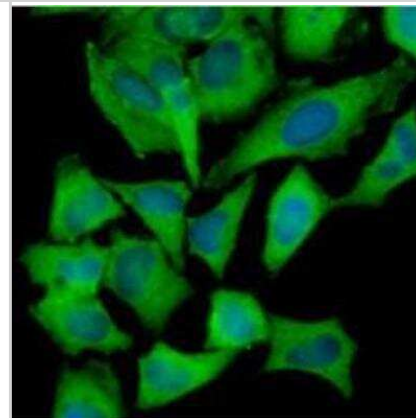
Product Information	
Unit Size	0.1 ml
Concentration	1.0 mg/ml
Storage	Store at 4C short term. Aliquot and store at -20C long term. Avoid freeze-thaw cycles.
Clonality	Monoclonal
Clone	4D7
Preservative	0.02% Sodium Azide
Isotype	IgG2a Kappa
Purity	Protein G purified
Buffer	PBS (pH 7.4), 10% Glycerol
Product Description	
Description	Novus Biologicals Mouse Hexokinase 1 Antibody (4D7) - BSA Free (NBP1-04295) is a monoclonal antibody validated for use in WB, ELISA and ICC/IF. All Novus Biologicals antibodies are covered by our 100% guarantee.
Host	Mouse
Gene ID	3098
Gene Symbol	HK1
Species	Human
Specificity/Sensitivity	The antibody recognizes all four isoforms of Hexokinase (1~4) in recombinant protein.
Immunogen	Recombinant human Hexokinase1 (1-917aa) purified from E. coli
Product Application Details	
Applications	Western Blot, ELISA, Immunocytochemistry/ Immunofluorescence
Recommended Dilutions	Western Blot 1:1000-1:2000, ELISA 1:1000, Immunocytochemistry/ Immunofluorescence 1:1000

Images


Western Blot: Hexokinase 1 Antibody (4D7) [NBP1-04295] - The Recombinant Proteins (20ng) were resolved by SDS-PAGE, transferred to PVDF membrane and probed with anti-human Hexokinase antibody (1:1000). Proteins were visualized using a goat anti-mouse secondary antibody conjugated to HRP and an ECL detection system. Lane 1.: Hexokinase 1 recombinant protein Lane 2.: Hexokinase 2 recombinant protein Lane 3.: Hexokinase 3 recombinant protein Lane 4.: Hexokinase 4 recombinant protein



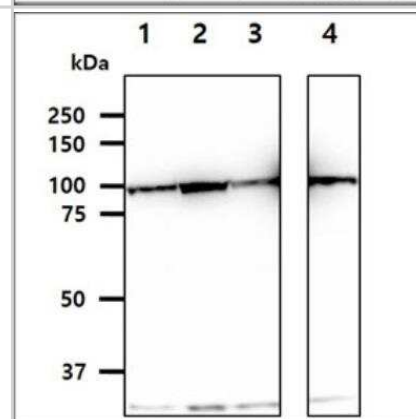
Immunocytochemistry/Immunofluorescence: Hexokinase 1 Antibody (4D7) [NBP1-04295] - Human HeLa cells stained with Hoechst 33342 (Blue) and monoclonal antiHexokinase antibody (1:1000) with Alexa 488 (Green).



Western Blot: Hexokinase 1 Antibody (4D7) [NBP1-04295] - The tissue lysate (40ug) were resolved by SDS-PAGE, transferred to PVDF membrane and probed with anti-human Hexokinase antibody (1:1000). Proteins were visualized using a goat anti-mouse secondary antibody conjugated to HRP and an ECL detection system. Lane 1.: Brain tissue lysate



Western Blot: Hexokinase 1 Antibody (4D7) [NBP1-04295] - The cell lysates (40ug) were resolved by SDS-PAGE, transferred to PVDF membrane and probed with anti-human Hexokinase antibody (1:1000). Proteins were visualized using a goat anti-mouse secondary antibody conjugated to HRP and an ECL detection system. Lane 1.: HepG2 cell lysate Lane 2.: HeLa cell lysate Lane 3.: Jurkat cell lysate Lane 4.: K562 cell lysate





Novus Biologicals USA

10730 E. Briarwood Avenue
Centennial, CO 80112
USA
Phone: 303.730.1950
Toll Free: 1.888.506.6887
Fax: 303.730.1966
nb-customerservice@bio-techne.com

Bio-Techne Canada

21 Canmotor Ave
Toronto, ON M8Z 4E6
Canada
Phone: 905.827.6400
Toll Free: 855.668.8722
Fax: 905.827.6402
canada.inquires@bio-techne.com

Bio-Techne Ltd

19 Barton Lane
Abingdon Science Park
Abingdon, OX14 3NB, United Kingdom
Phone: (44) (0) 1235 529449
Free Phone: 0800 37 34 15
Fax: (44) (0) 1235 533420
info.EMEA@bio-techne.com

General Contact Information

www.novusbio.com
Technical Support: nb-technical@bio-techne.com
Orders: nb-customerservice@bio-techne.com
General: novus@novusbio.com

Products Related to NBP1-04295

NBP2-33376H	Blue Marker Antibody (6F4-F6) [HRP]
HAF007	Goat anti-Mouse IgG Secondary Antibody [HRP]
NB7539	Goat anti-Mouse IgG (H+L) Secondary Antibody [HRP]
NBP1-96981-0.5mg	Mouse IgG2a Kappa Isotype Control (M2AK)

Limitations

This product is for research use only and is not approved for use in humans or in clinical diagnosis. Primary Antibodies are guaranteed for 1 year from date of receipt.

For more information on our 100% guarantee, please visit www.novusbio.com/guarantee

Earn gift cards/discounts by submitting a review: www.novusbio.com/reviews/submit/NBP1-04295

Earn gift cards/discounts by submitting a publication using this product:
www.novusbio.com/publications

