

Product Datasheet

SYK Antibody (SYK-01) - BSA Free NBP1-03250

Unit Size: 0.05 mg

Store at 4C. Do not freeze.

www.novusbio.com



technical@novusbio.com

Publications: 1

Protocols, Publications, Related Products, Reviews, Research Tools and Images at:
www.novusbio.com/NBP1-03250

Updated 9/9/2025 v.20.1

Earn rewards for product
reviews and publications.

Submit a publication at www.novusbio.com/publications

Submit a review at www.novusbio.com/reviews/destination/NBP1-03250



NBP1-03250

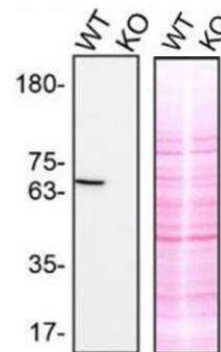
SYK Antibody (SYK-01) - BSA Free

Product Information	
Unit Size	0.05 mg
Concentration	0.5 mg/ml
Storage	Store at 4C. Do not freeze.
Clonality	Monoclonal
Clone	SYK-01
Preservative	0.09% Sodium Azide
Isotype	IgG1
Purity	Affinity purified
Buffer	PBS (pH 7.2)
Product Description	
Description	Novus Biologicals Knockout (KO) Validated Mouse SYK Antibody (SYK-01) - BSA Free (NBP1-03250) is a monoclonal antibody validated for use in IHC, WB and IP. Anti-SYK Antibody: Cited in 1 publication. All Novus Biologicals antibodies are covered by our 100% guarantee.
Host	Mouse
Gene ID	6850
Gene Symbol	SYK
Species	Human, Mouse, Rat
Reactivity Notes	Please note that this antibody is reactive to Mouse and derived from the same host, Mouse. Additional Mouse on Mouse blocking steps may be required for IHC and ICC experiments. Please contact Technical Support for more information.
Immunogen	Recombinant human SYK.
Product Application Details	
Applications	Western Blot, Immunohistochemistry-Paraffin, Immunohistochemistry, Immunoprecipitation, Knockout Validated
Recommended Dilutions	Western Blot 1:500, Immunohistochemistry 1:10-1:500, Immunoprecipitation 1:10-1:500, Immunohistochemistry-Paraffin 10 ug/ml, Knockout Validated
Application Notes	IHC: NBP1-03250 was validated for use in immunohistochemistry on a panel of 21 formalin-fixed, paraffin-embedded (FFPE) human tissues after heat induced antigen retrieval in pH 6.0 citrate buffer. After incubation with the primary antibody, slides were incubated with biotinylated secondary antibody, followed by alkaline phosphatase-streptavidin and chromogen. The stained slides were evaluated by a pathologist to confirm staining specificity..




Images

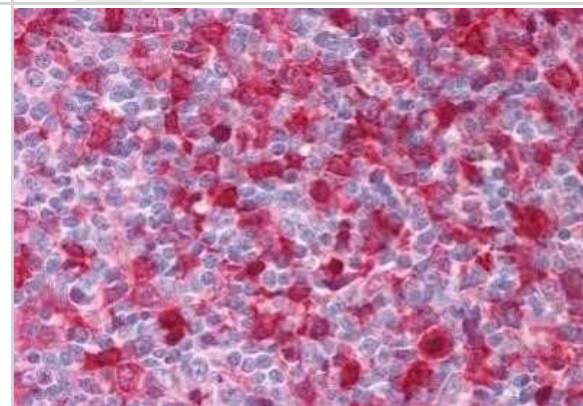
Western Blot: SYK Antibody (SYK-01) [NBP1-03250] - Lysates of THP-1 (WT and SYK KO) were prepared and 30 ug of protein were processed for immunoblot with SYK Antibody (SYK-01). The Ponceau stained transfer is shown. Antibody dilution used: 1/500. Image, protocol and testing courtesy of YCharOS Inc. (ycharos.com).



Western Blot: SYK Antibody (SYK-01) [NBP1-03250] - Western blot of extracts from Human PBMC, SYK Antibody (SYK-01)



Immunohistochemistry-Paraffin: SYK Antibody (SYK-01) [NBP1-03250] - Staining of human tonsil. Immunohistochemistry of formalin-fixed, paraffin-embedded tissue after heat-induced antigen retrieval. Antibody concentration 10 ug/ml.



Publications

Alshafie, W;Fotouhi, M;Ayoubi, R;Southern, K;Laflamme, C;NeuroSGC/YCharOS collaborative group, ; Identification of high-performing antibodies for tyrosine-protein kinase SYK for use in Western Blot, immunoprecipitation and immunofluorescence F1000Research 2023-10-09 [PMID: 38948505]



Novus Biologicals USA

10730 E. Briarwood Avenue
Centennial, CO 80112
USA
Phone: 303.730.1950
Toll Free: 1.888.506.6887
Fax: 303.730.1966
nb-customerservice@bio-techne.com

Bio-Techne Canada

21 Canmotor Ave
Toronto, ON M8Z 4E6
Canada
Phone: 905.827.6400
Toll Free: 855.668.8722
Fax: 905.827.6402
canada.inquires@bio-techne.com

Bio-Techne Ltd

19 Barton Lane
Abingdon Science Park
Abingdon, OX14 3NB, United Kingdom
Phone: (44) (0) 1235 529449
Free Phone: 0800 37 34 15
Fax: (44) (0) 1235 533420
info.EMEA@bio-techne.com

General Contact Information

www.novusbio.com
Technical Support: nb-technical@bio-techne.com
Orders: nb-customerservice@bio-techne.com
General: novus@novusbio.com

Products Related to NBP1-03250

NBP2-33376H	Blue Marker Antibody (6F4-F6) [HRP]
HAF007	Goat anti-Mouse IgG Secondary Antibody [HRP]
NB7539	Goat anti-Mouse IgG (H+L) Secondary Antibody [HRP]
NBP1-97005-0.5mg	Mouse IgG1 Isotype Control (MG1)

Limitations

This product is for research use only and is not approved for use in humans or in clinical diagnosis. Primary Antibodies are guaranteed for 1 year from date of receipt.

For more information on our 100% guarantee, please visit www.novusbio.com/guarantee

Earn gift cards/discounts by submitting a review: www.novusbio.com/reviews/submit/NBP1-03250

Earn gift cards/discounts by submitting a publication using this product:
www.novusbio.com/publications

