

Product Datasheet

Nova1 Antibody NBP1-00221

Unit Size: 0.1 mg

Store at -20C. Avoid freeze-thaw cycles.

www.novusbio.com



technical@novusbio.com

Publications: 1

Protocols, Publications, Related Products, Reviews, Research Tools and Images at:
www.novusbio.com/NBP1-00221

Updated 9/9/2025 v.20.1

Earn rewards for product
reviews and publications.

Submit a publication at www.novusbio.com/publications

Submit a review at www.novusbio.com/reviews/destination/NBP1-00221



NBP1-00221

Nova1 Antibody

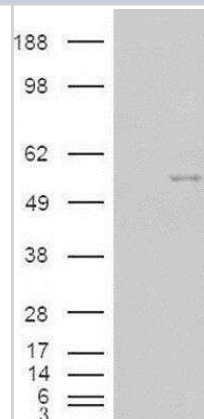
Product Information	
Unit Size	0.1 mg
Concentration	0.5 mg/ml
Storage	Store at -20C. Avoid freeze-thaw cycles.
Clonality	Polyclonal
Preservative	0.02% Sodium Azide
Isotype	IgG
Purity	Immunogen affinity purified
Buffer	Tris saline (20 mM Tris pH 7.3, 150 mM NaCl), 0.5% BSA

Product Description	
Description	Novus Biologicals Goat Nova1 Antibody (NBP1-00221) is a polyclonal antibody validated for use in IHC, WB and ELISA. Anti-Nova1 Antibody: Cited in 1 publication. All Novus Biologicals antibodies are covered by our 100% guarantee.
Host	Goat
Gene ID	4857
Gene Symbol	NOVA1
Species	Human
Specificity/Sensitivity	This antibody is expected to recognise all three reported isoforms (NP_002506.2 ; NP_006480.2 ; NP_006482.1)
Immunogen	Peptide with sequence C-REMPQNVAKTEPVS corresponding to internal region according to NP_002506.2 , NP_006480.2 , NP_006482.1.

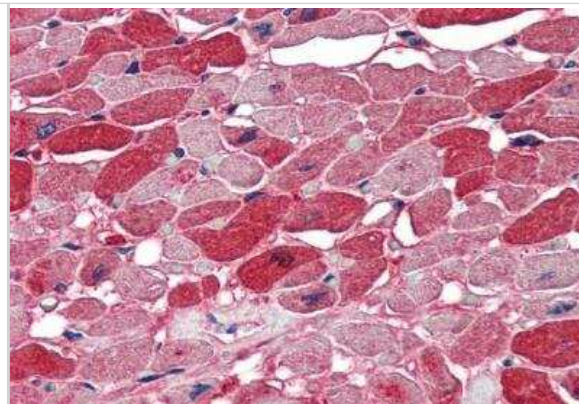
Product Application Details	
Applications	Western Blot, Immunohistochemistry-Paraffin, Immunohistochemistry, Peptide ELISA
Recommended Dilutions	Western Blot 0.01 - 0.03 ug/mL, Immunohistochemistry 5 ug/mL, Immunohistochemistry-Paraffin 5 ug/mL, Peptide ELISA Detection limit 1:64000
Application Notes	WB: In transfected HEK293 transiently expressing NOVA1 a band of approx. 52 kDa is observed. This band is not observed in the non-transfected HEK293. IHC-P: Human cerebral cortex shows staining of selected nuclei.

Images

Western Blot: Nova1 Antibody [NBP1-00221] - HEK293 overexpressing NOVA1 and probed with (mock transfection in first lane).



Immunohistochemistry-Paraffin: Nova1 Antibody [NBP1-00221] - Staining of paraffin embedded Human Heart. Antibody at 5 ug/mL. Steamed antigen retrieval with citrate buffer pH 6, AP-staining.

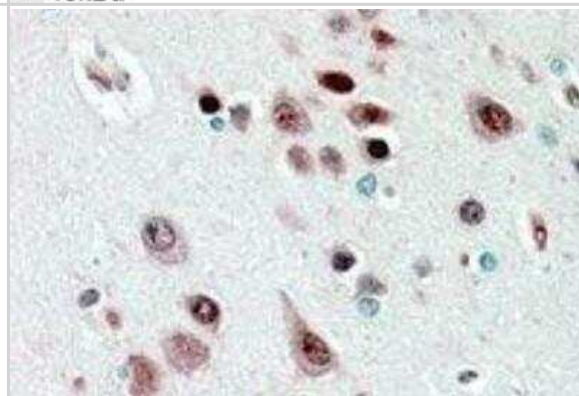


Western Blot: Nova1 Antibody [NBP1-00221] - Analysis of Nova1 in Human Breast Cancer lysate (35 ug protein in RIPA buffer) using NBP1-00221 at 0.01 ug/mL. Detected by chemiluminescence.

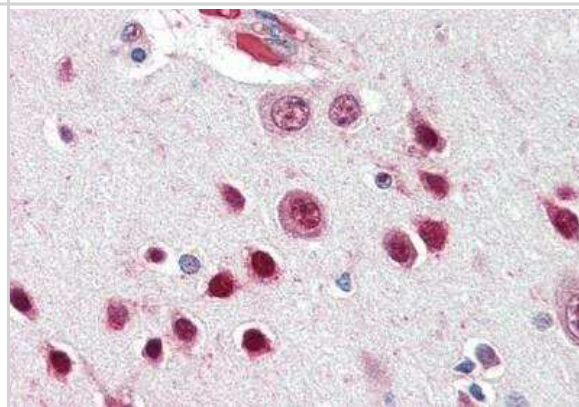
250kDa
150kDa
100kDa
75kDa
50kDa
37kDa

25kDa
20kDa
15kDa

Immunohistochemistry-Paraffin: Nova1 Antibody [NBP1-00221] - Staining of paraffin embedded Human Cerebral Cortex at 2.5 ug/mL. Steamed antigen retrieval with citrate buffer pH 6, AP-staining.



Immunohistochemistry-Paraffin: Nova1 Antibody [NBP1-00221] - Staining of paraffin embedded Human Cortex. Antibody at 5 ug/mL. Steamed antigen retrieval with citrate buffer pH 6, AP-staining.



Publications

Jelen N, Ule J, Zivin M, Darnell RB. Evolution of Nova-dependent splicing regulation in the brain. PLoS Genet 2007-10-12 [PMID: 17937501]



Novus Biologicals USA

10730 E. Briarwood Avenue
Centennial, CO 80112
USA
Phone: 303.730.1950
Toll Free: 1.888.506.6887
Fax: 303.730.1966
nb-customerservice@bio-techne.com

Bio-Techne Canada

21 Canmotor Ave
Toronto, ON M8Z 4E6
Canada
Phone: 905.827.6400
Toll Free: 855.668.8722
Fax: 905.827.6402
canada.inquires@bio-techne.com

Bio-Techne Ltd

19 Barton Lane
Abingdon Science Park
Abingdon, OX14 3NB, United Kingdom
Phone: (44) (0) 1235 529449
Free Phone: 0800 37 34 15
Fax: (44) (0) 1235 533420
info.EMEA@bio-techne.com

General Contact Information

www.novusbio.com
Technical Support: nb-technical@bio-techne.com
Orders: nb-customerservice@bio-techne.com
General: novus@novusbio.com

Products Related to NBP1-00221

NBL1-13730	Nova1 Overexpression Lysate
NBP2-33376H	Blue Marker Antibody (6F4-F6) [HRP]
HAF017	Rabbit anti-Goat IgG Secondary Antibody [HRP (Horseradish Peroxidase)]
HAF109	Donkey anti-Goat IgG Secondary Antibody [HRP (Horseradish Peroxidase)]
NB410-28088-1mg	Goat IgG Isotype Control

Limitations

This product is for research use only and is not approved for use in humans or in clinical diagnosis. Primary Antibodies are guaranteed for 1 year from date of receipt.

For more information on our 100% guarantee, please visit www.novusbio.com/guarantee

Earn gift cards/discounts by submitting a review: www.novusbio.com/reviews/submit/NBP1-00221

Earn gift cards/discounts by submitting a publication using this product:
www.novusbio.com/publications



