

# Product Datasheet

## C7orf50 Overexpression Lysate

### NBL1-08559

Unit Size: 0.1 mg

Store at -80C. Avoid freeze-thaw cycles.

[www.novusbio.com](http://www.novusbio.com)



[technical@novusbio.com](mailto:technical@novusbio.com)


Protocols, Publications, Related Products, Reviews, Research Tools and Images at:  
[www.novusbio.com/NBL1-08559](http://www.novusbio.com/NBL1-08559)

Updated 11/9/2024 v.20.1

Earn rewards for product  
reviews and publications.

Submit a publication at [www.novusbio.com/publications](http://www.novusbio.com/publications)

Submit a review at [www.novusbio.com/reviews/destination/NBL1-08559](http://www.novusbio.com/reviews/destination/NBL1-08559)



**NBL1-08559****C7orf50 Overexpression Lysate**

<b>Product Information</b>	
<b>Unit Size</b>	0.1 mg
<b>Concentration</b>	The exact concentration of the protein of interest cannot be determined for overexpression lysates. Please contact technical support for more information.
<b>Storage</b>	Store at -80C. Avoid freeze-thaw cycles.
<b>Buffer</b>	RIPA buffer
<b>Target Molecular Weight</b>	21.9 kDa
<b>Product Description</b>	
<b>Description</b>	<p><b>C7orf50 Transient Overexpression Lysate</b></p> <p>Expression Host: HEK293T</p> <p>Plasmid: RC202632</p> <p>Accession#: NM_032350</p> <p>Protein Tag: C-MYC/DDK</p> <p>You will receive 1 vial of lysate (100ug), 1 vial of empty vector negative control (100ug), and 1 vial of 2xSDS sample buffer (250ul). Each vial of cell lysate contains 100ug of total protein (at 1 mg/ml). The 2xSDS Sample Buffer consists of 4% SDS, 125mM Tris-HCl pH6.8, 10% Glycerol, 0.002% Bromophenol blue, 100mM DTT.</p>
<b>Gene ID</b>	84310
<b>Gene Symbol</b>	C7orf50
<b>Species</b>	Human
<b>Notes</b>	HEK293T cells in 10-cm dishes were transiently transfected with a non-lipid polymer transfection reagent specially designed and manufactured for large volume DNA transfection. Transfected cells were cultured for 48hrs before collection. The cells were lysed in modified RIPA buffer (25mM Tris-HCl pH7.6, 150mM NaCl, 1% NP-40, 1mM EDTA, 1xProteinase inhibitor cocktail mix, 1mM PMSF and 1mM Na3VO4, and then centrifuged to clarify the lysate. Protein concentration was measured by BCA protein assay kit.
<b>Lysate Type</b>	Overexpression
<b>Product Application Details</b>	
<b>Applications</b>	Western Blot
<b>Recommended Dilutions</b>	Western Blot


**Application Notes**

This product is intended for use as a positive control in Western Blot. Overexpression of the target protein was confirmed using an antibody to DDK (FLAG) epitope tag ([NBP1-71705](#)) present on the protein construct.


Each vial of cell lysate contains 100ug of total protein which should be sufficient for 20-50 reactions. Depending on over-expression level, antibody affinity and detection system, some lysates can go as low as 0.1 ug per load. We recommend starting with 5ug of cell lysate. Add an equal amount of cell lysate and 2X SDS Sample buffer and boil the SDS samples for 10 minutes before loading.

**Images**

Western Blot: C7orf50 Overexpression Lysate (Adult Normal) [NBL1-08559] Left-Empty vector transfected control cell lysate (HEK293 cell lysate); Right -Over-expression Lysate for C7orf50.



Western Blot: C7orf50 Overexpression Lysate (Adult Normal) [NBL1-08559] - Western Blot experiments. Left-Control; Right -Over-expression Lysate for C7orf50





### **Novus Biologicals USA**

10730 E. Briarwood Avenue  
Centennial, CO 80112  
USA  
Phone: 303.730.1950  
Toll Free: 1.888.506.6887  
Fax: 303.730.1966  
nb-customerservice@bio-techne.com

### **Bio-Techne Canada**

21 Canmotor Ave  
Toronto, ON M8Z 4E6  
Canada  
Phone: 905.827.6400  
Toll Free: 855.668.8722  
Fax: 905.827.6402  
canada.inquires@bio-techne.com

### **Bio-Techne Ltd**

19 Barton Lane  
Abingdon Science Park  
Abingdon, OX14 3NB, United Kingdom  
Phone: (44) (0) 1235 529449  
Free Phone: 0800 37 34 15  
Fax: (44) (0) 1235 533420  
info.EMEA@bio-techne.com

### **General Contact Information**

www.novusbio.com  
Technical Support: nb-technical@bio-techne.com  
Orders: nb-customerservice@bio-techne.com  
General: novus@novusbio.com

### **Products Related to NBL1-08559**

---

NBP2-30873PEP	C7orf50 Recombinant Protein Antigen
NBP2-30873	C7orf50 Antibody - BSA Free

---

### **Limitations**

This product is for research use only and is not approved for use in humans or in clinical diagnosis. Lysates are guaranteed for 6 months from date of receipt.

For more information on our 100% guarantee, please visit [www.novusbio.com/guarantee](http://www.novusbio.com/guarantee)

Earn gift cards/discounts by submitting a review: [www.novusbio.com/reviews/submit/NBL1-08559](http://www.novusbio.com/reviews/submit/NBL1-08559)

Earn gift cards/discounts by submitting a publication using this product:  
[www.novusbio.com/publications](http://www.novusbio.com/publications)

