

# Product Datasheet

## Donkey anti-Sheep IgG (H+L) Secondary Antibody [Texas Red] NB7582

Unit Size: 2 mg

Store lyophilized antibody at 4C in the dark. Aliquot reconstituted liquid and store at -20C. Avoid freeze-thaw cycles.

[www.novusbio.com](http://www.novusbio.com)



[technical@novusbio.com](mailto:technical@novusbio.com)


Protocols, Publications, Related Products, Reviews, Research Tools and Images at:  
[www.novusbio.com/NB7582](http://www.novusbio.com/NB7582)

Updated 10/23/2024 v.20.1

Earn rewards for product reviews and publications.

Submit a publication at [www.novusbio.com/publications](http://www.novusbio.com/publications)

Submit a review at [www.novusbio.com/reviews/destination/NB7582](http://www.novusbio.com/reviews/destination/NB7582)



**NB7582****Donkey anti-Sheep IgG (H+L) Secondary Antibody [Texas Red]**

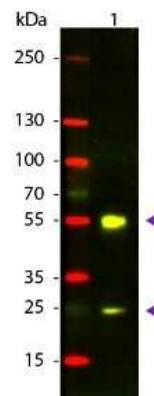
<b>Product Information</b>	
<b>Unit Size</b>	2 mg
<b>Concentration</b>	LYOPH mg/ml
<b>Storage</b>	Store lyophilized antibody at 4C in the dark. Aliquot reconstituted liquid and store at -20C. Avoid freeze-thaw cycles.
<b>Clonality</b>	Polyclonal
<b>Preservative</b>	0.01% Sodium Azide
<b>Reconstitution Instructions</b>	Reconstitute with 1.0 ml deionized water (or equivalent).
<b>Isotype</b>	IgG
<b>Conjugate</b>	Texas Red
<b>Purity</b>	Multi-step
<b>Buffer</b>	Lyophilized from 0.02 M Potassium Phosphate, 0.15 M Sodium Chloride, pH 7.2, 10 mg/mL Bovine Serum Albumin (BSA) - Immunoglobulin and Protease free

<b>Product Description</b>	
<b>Description</b>	<p>Store vial at 4C prior to restoration. For extended storage aliquot contents and freeze at -20C or below. Avoid cycles of freezing and thawing. Centrifuge product if not completely clear after standing at room temperature. This product is stable for several weeks at 4C as an undiluted liquid. Dilute only prior to immediate use.</p> <p>This product was prepared from monospecific antiserum by immunoaffinity chromatography using Sheep IgG coupled to agarose beads followed by solid phase adsorption(s) to remove any unwanted reactivities. Assay by immunoelectrophoresis resulted in a single precipitin arc against anti-Donkey Serum, Sheep IgG and Sheep Serum.</p>
<b>Host</b>	Donkey
<b>Species</b>	Sheep
<b>Immunogen</b>	Sheep IgG whole molecule

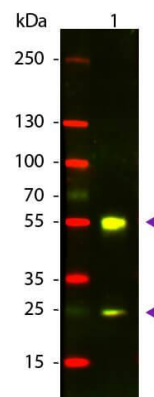
<b>Product Application Details</b>	
<b>Applications</b>	Western Blot, Fluorophore-linked immunosorbent assay, Flow Cytometry, Immunocytochemistry/ Immunofluorescence
<b>Recommended Dilutions</b>	Western Blot 1:1000 - 1:10000, Flow Cytometry 1:1:10 - 1:1000, Immunocytochemistry/ Immunofluorescence 1:1000 - 1:5000, Fluorophore-linked immunosorbent assay 1:10000 - 1:50000
<b>Application Notes</b>	This product has been tested by western blot and are designed for immunofluorescence microscopy, fluorescence based plate assays (FLISA) and fluorescent western blotting. This product is also suitable for multiplex analysis, including multicolor imaging, utilizing various commercial platforms.

## Images

Western Blot: Donkey anti-Sheep IgG (H+L) Secondary Antibody [Texas Red] [NB7582] - Western Blot of Donkey anti-Sheep IgG (H+L) Secondary Antibody [Texas Red]. Lane 1: Sheep IgG. Lane 2: None. Load: 50 ng per lane. Primary antibody: None. Secondary antibody: Donkey anti-Sheep IgG (H+L) Secondary Antibody [Texas Red] at 1:1000 for 60 min at RT. Block: Fluorescent blocking buffer for 30 min at RT. Predicted/Observed size: 28 & 55 kDa, 28 & 55 kDa for Sheep IgG. Other band(s): None.



Western Blot of Donkey anti-Sheep IgG Texas Red Conjugated Antibody. Lane 1: Sheep IgG. Lane 2: None. Load: 50 ng per lane. Primary antibody: None. Secondary antibody: Texas Red donkey secondary antibody at 1:1,000 for 60 min at RT. Block for 30 min at RT. Predicted/Observed size: 28 & 55 kDa, 28 & 55 kDa for Sheep IgG. Other band(s): None.





### **Novus Biologicals USA**

10730 E. Briarwood Avenue  
Centennial, CO 80112  
USA

Phone: 303.730.1950

Toll Free: 1.888.506.6887

Fax: 303.730.1966

[nb-customerservice@bio-techne.com](mailto:nb-customerservice@bio-techne.com)

### **Bio-Techne Canada**

21 Canmotor Ave  
Toronto, ON M8Z 4E6  
Canada

Phone: 905.827.6400

Toll Free: 855.668.8722

Fax: 905.827.6402

[canada.inquires@bio-techne.com](mailto:canada.inquires@bio-techne.com)

### **Bio-Techne Ltd**

19 Barton Lane  
Abingdon Science Park  
Abingdon, OX14 3NB, United Kingdom

Phone: (44) (0) 1235 529449

Free Phone: 0800 37 34 15

Fax: (44) (0) 1235 533420

[info.EMEA@bio-techne.com](mailto:info.EMEA@bio-techne.com)

### **General Contact Information**

[www.novusbio.com](http://www.novusbio.com)

Technical Support: [nb-technical@bio-techne.com](mailto:nb-technical@bio-techne.com)

Orders: [nb-customerservice@bio-techne.com](mailto:nb-customerservice@bio-techne.com)

General: [novus@novusbio.com](mailto:novus@novusbio.com)

### **Limitations**

This product is for research use only and is not approved for use in humans or in clinical diagnosis. Secondary Antibodies are guaranteed for 1 year from date of receipt.

For more information on our 100% guarantee, please visit [www.novusbio.com/guarantee](http://www.novusbio.com/guarantee)

Earn gift cards/discounts by submitting a review: [www.novusbio.com/reviews/submit/NB7582](http://www.novusbio.com/reviews/submit/NB7582)

Earn gift cards/discounts by submitting a publication using this product:  
[www.novusbio.com/publications](http://www.novusbio.com/publications)

