

# Product Datasheet

## Adenosine A2b R Antibody

### NB600-797

Unit Size: 0.1 mg

Store at -20C. Avoid freeze-thaw cycles.

[www.novusbio.com](http://www.novusbio.com)



[technical@novusbio.com](mailto:technical@novusbio.com)

#### Publications: 1

Protocols, Publications, Related Products, Reviews, Research Tools and Images at:  
[www.novusbio.com/NB600-797](http://www.novusbio.com/NB600-797)

Updated 9/9/2025 v.20.1

Earn rewards for product reviews and publications.

Submit a publication at [www.novusbio.com/publications](http://www.novusbio.com/publications)

Submit a review at [www.novusbio.com/reviews/destination/NB600-797](http://www.novusbio.com/reviews/destination/NB600-797)



**NB600-797**

## Adenosine A2b R Antibody

Product Information	
Unit Size	0.1 mg
Concentration	0.5 mg/ml
Storage	Store at -20C. Avoid freeze-thaw cycles.
Clonality	Polyclonal
Preservative	0.02% Sodium Azide
Isotype	IgG
Purity	Immunogen affinity purified
Buffer	Tris saline (20 mM Tris pH 7.3, 150 mM NaCl), 0.5% BSA

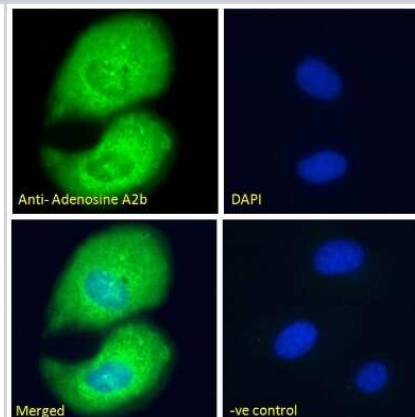
Product Description	
Description	Novus Biologicals Goat Adenosine A2b R Antibody (NB600-797) is a polyclonal antibody validated for use in IHC, WB, ELISA, Flow and ICC/IF. Anti-Adenosine A2b R Antibody: Cited in 1 publication. All Novus Biologicals antibodies are covered by our 100% guarantee.
Host	Goat
Gene ID	136
Gene Symbol	ADORA2B
Species	Human
Immunogen	Peptide with sequence CQADVKSGNGQ corresponding to C-Terminus according to NP_000667.1.

Product Application Details	
Applications	Immunohistochemistry-Paraffin, Flow Cytometry, Immunocytochemistry/ Immunofluorescence, Immunohistochemistry, Peptide ELISA
Recommended Dilutions	Flow Cytometry 10ug/ml, Immunohistochemistry 2 - 4 ug/ml, Immunocytochemistry/ Immunofluorescence 2-4ug/ml, Immunohistochemistry-Paraffin 3 ug/ml, Peptide ELISA detection limit 1:64000
Application Notes	IHC: In paraffin embedded Human Kidney shows cytoplasm staining in cells of renal tubules Immunofluorescence: Strong expression of the protein seen in the cytoplasm of A431 and U2OS cells. Flow Cytometry: Flow cytometric analysis of Kelly cells.

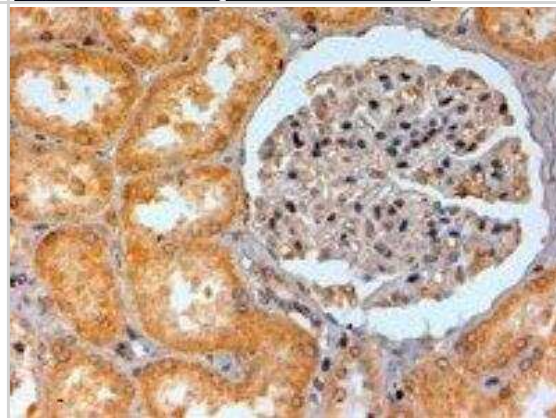


## Images

Immunocytochemistry/Immunofluorescence: Adenosine A2b R Antibody [NB600-797] - analysis of paraformaldehyde fixed U2OS cells, permeabilized with 0.15% Triton. Primary incubation 1hr (10ug/ml followed by Alexa Fluor 488 secondary antibody (2ug/ml, showing cytoplasmic staining. The nuclear stain is DAPI (blue)



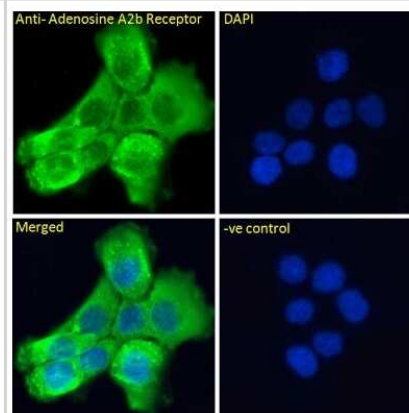
Immunohistochemistry-Paraffin: Adenosine A2b R Antibody [NB600-797] - (2ug/ml) staining of paraffin embedded Human Kidney. Steamed antigen retrieval with citrate buffer pH 6, HRP-staining.



Flow Cytometry: Adenosine A2b R Antibody [NB600-797] - analysis of paraformaldehyde fixed Kelly cells (blue line), permeabilized with 0.5% Triton. Primary incubation 1hr (10ug/ml followed by Alexa Fluor 488 secondary antibody (2ug/ml). IgG control: Unimmunized goat IgG (black line)



Immunocytochemistry/Immunofluorescence: Adenosine A2b R Antibody [NB600-797] - analysis of paraformaldehyde fixed A431 cells, permeabilized with 0.15% Triton. Primary incubation 1hr (10ug/ml followed by Alexa Fluor 488 secondary antibody (2ug/ml, showing cytoplasmic staining. The nuclear stain is DAPI (blue)



## Publications

Simard T, Jung R, Di Santo P et al. Dipyridamole and vascular healing following stent implantation *Frontiers in cardiovascular medicine* 2023-09-08 [PMID: 37745122] (IHC, KD, WB, Rabbit)



### **Novus Biologicals USA**

10730 E. Briarwood Avenue  
Centennial, CO 80112  
USA  
Phone: 303.730.1950  
Toll Free: 1.888.506.6887  
Fax: 303.730.1966  
nb-customerservice@bio-techne.com

### **Bio-Techne Canada**

21 Canmotor Ave  
Toronto, ON M8Z 4E6  
Canada  
Phone: 905.827.6400  
Toll Free: 855.668.8722  
Fax: 905.827.6402  
canada.inquires@bio-techne.com

### **Bio-Techne Ltd**

19 Barton Lane  
Abingdon Science Park  
Abingdon, OX14 3NB, United Kingdom  
Phone: (44) (0) 1235 529449  
Free Phone: 0800 37 34 15  
Fax: (44) (0) 1235 533420  
info.EMEA@bio-techne.com

### **General Contact Information**

www.novusbio.com  
Technical Support: nb-technical@bio-techne.com  
Orders: nb-customerservice@bio-techne.com  
General: novus@novusbio.com

### **Products Related to NB600-797**

---

NBL1-07351	Adenosine A2b R Overexpression Lysate
HAF017	Rabbit anti-Goat IgG Secondary Antibody [HRP (Horseradish Peroxidase)]
HAF109	Donkey anti-Goat IgG Secondary Antibody [HRP (Horseradish Peroxidase)]
NB410-28088-1mg	Goat IgG Isotype Control

---

### **Limitations**

This product is for research use only and is not approved for use in humans or in clinical diagnosis. Primary Antibodies are guaranteed for 1 year from date of receipt.

For more information on our 100% guarantee, please visit [www.novusbio.com/guarantee](http://www.novusbio.com/guarantee)

Earn gift cards/discounts by submitting a review: [www.novusbio.com/reviews/submit/NB600-797](http://www.novusbio.com/reviews/submit/NB600-797)

Earn gift cards/discounts by submitting a publication using this product:  
[www.novusbio.com/publications](http://www.novusbio.com/publications)



