

# Product Datasheet

## STAT6 Antibody - BSA Free

### NB600-229

Unit Size: 100 ul

Store at 4C. Do not freeze.

[www.novusbio.com](http://www.novusbio.com)



[technical@novusbio.com](mailto:technical@novusbio.com)

#### Publications: 2


Protocols, Publications, Related Products, Reviews, Research Tools and Images at:  
[www.novusbio.com/NB600-229](http://www.novusbio.com/NB600-229)

Updated 9/9/2025 v.20.1

Earn rewards for product  
reviews and publications.

Submit a publication at [www.novusbio.com/publications](http://www.novusbio.com/publications)

Submit a review at [www.novusbio.com/reviews/destination/NB600-229](http://www.novusbio.com/reviews/destination/NB600-229)



**NB600-229**

STAT6 Antibody - BSA Free

**Product Information**

<b>Unit Size</b>	100 ul
<b>Concentration</b>	1.0 mg/ml
<b>Storage</b>	Store at 4C. Do not freeze.
<b>Clonality</b>	Polyclonal
<b>Preservative</b>	0.09% Sodium Azide
<b>Isotype</b>	IgG
<b>Purity</b>	Immunogen affinity purified
<b>Buffer</b>	Tris-Citrate/Phosphate (pH 7.0 - 8.0)
<b>Target Molecular Weight</b>	94 kDa

**Product Description**

<b>Description</b>	Novus Biologicals Rabbit STAT6 Antibody - BSA Free (NB600-229) is a polyclonal antibody validated for use in IHC, WB and IP. Anti-STAT6 Antibody: Cited in 2 publications. All Novus Biologicals antibodies are covered by our 100% guarantee.
<b>Host</b>	Rabbit
<b>Gene ID</b>	6778
<b>Gene Symbol</b>	STAT6
<b>Species</b>	Human, Mouse
<b>Immunogen</b>	The immunogen recognized by the STAT6 Antibody maps to a region between residue 600 and 650 of human Signal Transducer and Activator of Transcription 6 (NP_003144.3).

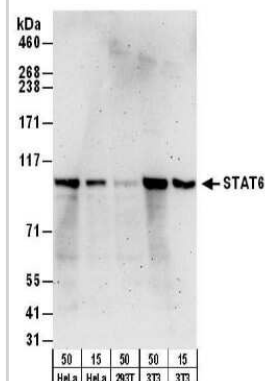
**Product Application Details**

<b>Applications</b>	Western Blot, Immunohistochemistry-Paraffin, Immunohistochemistry, Immunoprecipitation
<b>Recommended Dilutions</b>	Western Blot 1:1000-1:10000, Immunohistochemistry 1:500 - 1:2000, Immunoprecipitation 2-10 ug/ml, Immunohistochemistry-Paraffin 1:500 - 1:2000
<b>Application Notes</b>	Epitope retrieval with citrate buffer pH6.0 is recommended for FFPE tissue sections.

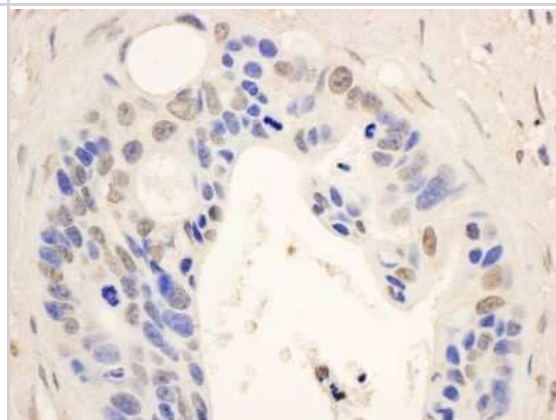


## Images

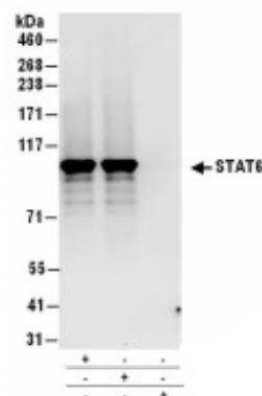
**Western Blot: STAT6 Antibody [NB600-229]** - Whole cell lysate from HeLa (15 and 50 ug), 293T (50ug), and mouse NIH3T3 (15 and 50 ug) cells. Antibody used at 0.1 ug/ml. Bands were detected near predicted molecular weight of 94 kDa for HeLa and NIH3T3 cells.



**Immunohistochemistry-Paraffin: STAT6 Antibody [NB600-229]** - Section of human ovarian carcinoma. Antibody: Affinity purified rabbit anti-STAT6 used at a dilution of 1:1,000 (1ug/ml). Detection: DAB



**Immunoprecipitation: STAT6 Antibody [NB600-229]** - Samples: Whole cell lysate (1 mg for IP; 20% of IP loaded) from HeLa cells used for IP at 6 ug/mg lysate. STAT6 was also immunoprecipitated by a previous lot of this antibody. For blotting immunoprecipitated STAT6, was used at 1 ug/ml. Detection: Chemiluminescence with an exposure time of 10 seconds.



## Publications

Zeng Y, Zhang X, Huang Z et al. Intracellular Tat of human immunodeficiency virus type 1 activates lytic cycle replication of Kaposi's sarcoma-associated herpesvirus: role of JAK/STAT signaling. J Virol 2007 Mar [PMID: 17151125]

Huang Z, Coleman JM, Su Y et al. SHP-1 regulates STAT6 phosphorylation and IL-4-mediated function in a cell type-specific manner. Cytokine 2005 Feb [PMID: 15613279]



### **Novus Biologicals USA**

10730 E. Briarwood Avenue  
Centennial, CO 80112  
USA  
Phone: 303.730.1950  
Toll Free: 1.888.506.6887  
Fax: 303.730.1966  
nb-customerservice@bio-techne.com

### **Bio-Techne Canada**

21 Canmotor Ave  
Toronto, ON M8Z 4E6  
Canada  
Phone: 905.827.6400  
Toll Free: 855.668.8722  
Fax: 905.827.6402  
canada.inquires@bio-techne.com

### **Bio-Techne Ltd**

19 Barton Lane  
Abingdon Science Park  
Abingdon, OX14 3NB, United Kingdom  
Phone: (44) (0) 1235 529449  
Free Phone: 0800 37 34 15  
Fax: (44) (0) 1235 533420  
info.EMEA@bio-techne.com

### **General Contact Information**

www.novusbio.com  
Technical Support: nb-technical@bio-techne.com  
Orders: nb-customerservice@bio-techne.com  
General: novus@novusbio.com

### **Products Related to NB600-229**

---

NBL1-16529	STAT6 Overexpression Lysate
HAF008	Goat anti-Rabbit IgG Secondary Antibody [HRP]
NB7160	Goat anti-Rabbit IgG (H+L) Secondary Antibody [HRP]
NBP2-24891	Rabbit IgG Isotype Control

---

### **Limitations**

This product is for research use only and is not approved for use in humans or in clinical diagnosis. Primary Antibodies are guaranteed for 1 year from date of receipt.

For more information on our 100% guarantee, please visit [www.novusbio.com/guarantee](http://www.novusbio.com/guarantee)

Earn gift cards/discounts by submitting a review: [www.novusbio.com/reviews/submit/NB600-229](http://www.novusbio.com/reviews/submit/NB600-229)

Earn gift cards/discounts by submitting a publication using this product:  
[www.novusbio.com/publications](http://www.novusbio.com/publications)

