

# Product Datasheet

## HtrA3 Antibody - BSA Free NB600-1151

Unit Size: 0.1 mg

Store at 4C short term. Aliquot and store at -20C long term. Avoid freeze-thaw cycles.

[www.novusbio.com](http://www.novusbio.com)



[technical@novusbio.com](mailto:technical@novusbio.com)

### Publications: 3

Protocols, Publications, Related Products, Reviews, Research Tools and Images at:  
[www.novusbio.com/NB600-1151](http://www.novusbio.com/NB600-1151)

Updated 9/9/2025 v.20.1

Earn rewards for product  
reviews and publications.

Submit a publication at [www.novusbio.com/publications](http://www.novusbio.com/publications)

Submit a review at [www.novusbio.com/reviews/destination/NB600-1151](http://www.novusbio.com/reviews/destination/NB600-1151)



**NB600-1151**

HtrA3 Antibody - BSA Free

Product Information	
Unit Size	0.1 mg
Concentration	0.5 mg/ml
Storage	Store at 4C short term. Aliquot and store at -20C long term. Avoid freeze-thaw cycles.
Clonality	Polyclonal
Preservative	0.05% Sodium Azide
Isotype	IgG
Purity	Protein G purified
Buffer	PBS and 0.2% Gelatin

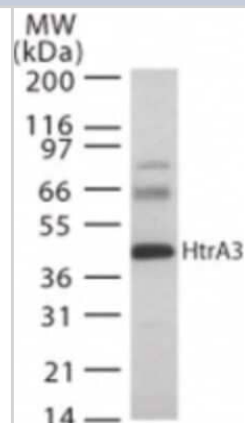
Product Description	
Description	Novus Biologicals Rabbit HtrA3 Antibody - BSA Free (NB600-1151) is a polyclonal antibody validated for use in WB and ICC/IF. Anti-HtrA3 Antibody: Cited in 3 publications. All Novus Biologicals antibodies are covered by our 100% guarantee.
Host	Rabbit
Gene ID	94031
Gene Symbol	HTRA3
Species	Human, Mouse, Rat
Reactivity Notes	Predicted to react with Chicken and Feline
Specificity/Sensitivity	The amino acid sequence is 100% homologous in HtrA3, 80% homologous in HtrA1 and 71% homologous in HtrA2 and HtrA4.
Immunogen	Amino acids 273-287 (IVSTAQREGRELGLR) of human HtrA3 were used as immunogen.

Product Application Details	
Applications	Western Blot, Immunocytochemistry/ Immunofluorescence
Recommended Dilutions	Western Blot 1:100-1:2000, Immunocytochemistry/ Immunofluorescence 1:10-1:2000. Use reported in scientific literature (Beleford et al)
Application Notes	Western Blot: Detects a band of approximately 43 kDa (predicted molecular weight: 49 kDa).

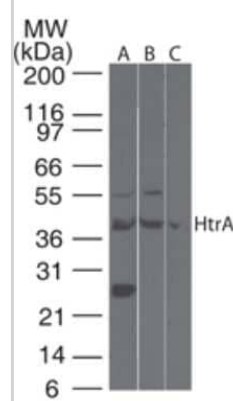


## Images

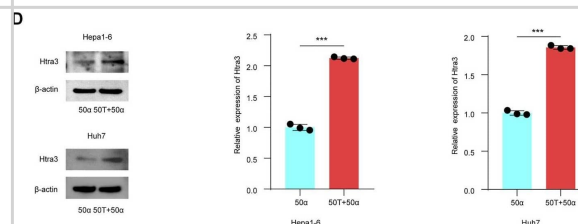
Western Blot: HtrA3 Antibody [NB600-1151] - Western blot analysis of HtrA3 in rat heart lysate using NB600-1151 at 2 ug/ml.



Western Blot: HtrA3 Antibody [NB600-1151] - analysis of HtrA1/2/3/4 in heart lysate from A) human, B) mouse and C) rat using this antibody.



TMAO regulates the expression of DEGs related to patient outcome in TNF- $\alpha$  induced inflammatory HCC. (A–D) Western blotting was used to analyze the expression level of Periostin, Snab, Layilin and Htra3 in Hepa1-6 and Huh7 cells treated with 50 ng/ml TNF- $\alpha$  combined with 50  $\mu$ M TMAO or 50 ng/ml TNF- $\alpha$  alone. Grayscale values were analyzed; data are mean  $\pm$  SD (n = 3 per group); Student's t-test; \*\*\*, p < 0.001. Image collected and cropped by CiteAb from the following open publication (<https://pubmed.ncbi.nlm.nih.gov/35676936>), licensed under a CC-BY license. Not internally tested by Novus Biologicals.



## Publications

Wu Y, Rong X, Pan M et al. Integrated Analysis Reveals the Gut Microbial Metabolite TMAO Promotes Inflammatory Hepatocellular Carcinoma by Upregulating POSTN *Frontiers in Cell and Developmental Biology* 2022-05-23 [PMID: 35676936] (Western Blot)

Ko T, Nomura S, Yamada S et al. Cardiac fibroblasts regulate the development of heart failure via Htra3-TGF-beta-IGFBP7 axis *Nature communications* 2022-06-07 [PMID: 35672400] (WB, Mouse)

Beleford D, Rattan R, Chien J, Shridhar V High temperature requirement A3 (HtrA3) promotes EPE- and cisplatin-induced cytotoxicity in lung cancer cell lines *J Biol Chem* 2010-04-16 [PMID: 20154083] (WB)



### **Novus Biologicals USA**

10730 E. Briarwood Avenue  
Centennial, CO 80112  
USA  
Phone: 303.730.1950  
Toll Free: 1.888.506.6887  
Fax: 303.730.1966  
nb-customerservice@bio-techne.com

### **Bio-Techne Canada**

21 Canmotor Ave  
Toronto, ON M8Z 4E6  
Canada  
Phone: 905.827.6400  
Toll Free: 855.668.8722  
Fax: 905.827.6402  
canada.inquires@bio-techne.com

### **Bio-Techne Ltd**

19 Barton Lane  
Abingdon Science Park  
Abingdon, OX14 3NB, United Kingdom  
Phone: (44) (0) 1235 529449  
Free Phone: 0800 37 34 15  
Fax: (44) (0) 1235 533420  
info.EMEA@bio-techne.com

### **General Contact Information**

www.novusbio.com  
Technical Support: nb-technical@bio-techne.com  
Orders: nb-customerservice@bio-techne.com  
General: novus@novusbio.com

### **Products Related to NB600-1151**

---

NBP2-33376H	Blue Marker Antibody (6F4-F6) [HRP]
HAF008	Goat anti-Rabbit IgG Secondary Antibody [HRP]
NB7160	Goat anti-Rabbit IgG (H+L) Secondary Antibody [HRP]
NBP2-24891	Rabbit IgG Isotype Control

---

### **Limitations**

This product is for research use only and is not approved for use in humans or in clinical diagnosis. Primary Antibodies are guaranteed for 1 year from date of receipt.

For more information on our 100% guarantee, please visit [www.novusbio.com/guarantee](http://www.novusbio.com/guarantee)

Earn gift cards/discounts by submitting a review: [www.novusbio.com/reviews/submit/NB600-1151](http://www.novusbio.com/reviews/submit/NB600-1151)

Earn gift cards/discounts by submitting a publication using this product:  
[www.novusbio.com/publications](http://www.novusbio.com/publications)

