

# Product Datasheet

## Lewis A Blood Group Antigen Antibody (7LE) - BSA Free NB500-525

Unit Size: 0.1 mg

Store at 4C. Do not freeze.

[www.novusbio.com](http://www.novusbio.com)



[technical@novusbio.com](mailto:technical@novusbio.com)

### Publications: 2

Protocols, Publications, Related Products, Reviews, Research Tools and Images at:  
[www.novusbio.com/NB500-525](http://www.novusbio.com/NB500-525)

Updated 9/9/2025 v.20.1

Earn rewards for product  
reviews and publications.

Submit a publication at [www.novusbio.com/publications](http://www.novusbio.com/publications)

Submit a review at [www.novusbio.com/reviews/destination/NB500-525](http://www.novusbio.com/reviews/destination/NB500-525)



**NB500-525****Lewis A Blood Group Antigen Antibody (7LE) - BSA Free**

<b>Product Information</b>	
<b>Unit Size</b>	0.1 mg
<b>Concentration</b>	1.0 mg/ml
<b>Storage</b>	Store at 4C. Do not freeze.
<b>Clonality</b>	Monoclonal
<b>Clone</b>	7LE
<b>Preservative</b>	15mM Sodium Azide
<b>Isotype</b>	IgG1
<b>Purity</b>	Protein A purified
<b>Buffer</b>	Phosphate buffered saline (PBS), pH 7.4

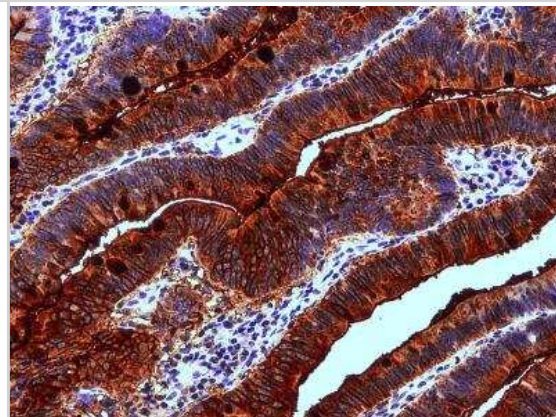
<b>Product Description</b>	
<b>Description</b>	Novus Biologicals Mouse Lewis A Blood Group Antigen Antibody (7LE) - BSA Free (NB500-525) is a monoclonal antibody validated for use in IHC, WB and ELISA. Anti-Lewis A Blood Group Antigen Antibody: Cited in 2 publications. All Novus Biologicals antibodies are covered by our 100% guarantee.
<b>Host</b>	Mouse
<b>Gene ID</b>	28
<b>Gene Symbol</b>	ABO
<b>Species</b>	Human
<b>Specificity/Sensitivity</b>	The antibody 7LE recognizes Lewis blood group antigen, a carbohydrate determinant carried on both glycolipids and glycoproteins, expressed in colonic epithelial cells. Lewis may be useful for detection of gastrointestinal, pancreatic and colorectal tumors.
<b>Immunogen</b>	Mucin isolated by size-exclusion chromatography from an ovarian cyst fluid (pure endocervical type according to the Fenoglio's classification).

<b>Product Application Details</b>	
<b>Applications</b>	Western Blot, Immunohistochemistry-Paraffin, ELISA, Immunohistochemistry
<b>Recommended Dilutions</b>	Western Blot 1:1000, ELISA 1:2000, Immunohistochemistry 5 ug/ml, Immunohistochemistry-Paraffin 5 ug/ml
<b>Application Notes</b>	Purity is > 95% (by SDS-PAGE). For IHC-P use heat mediated antigen retrieval (sodium citrate).

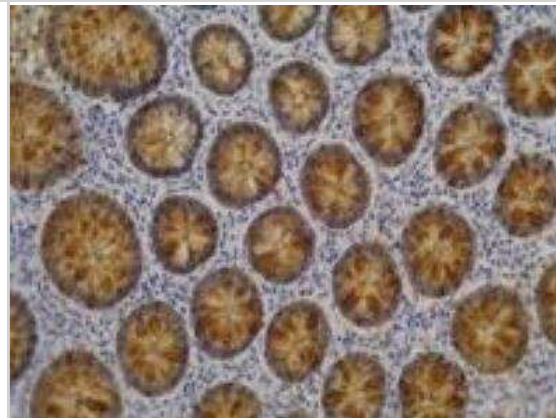


## Images

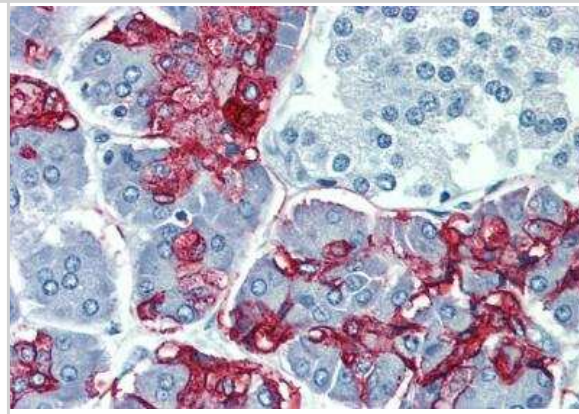
Immunohistochemistry: Lewis A Blood Group Antigen Antibody (7LE) [NB500-525] - Staining of human colon adenocarcinoma (paraffin-embedded sections) with anti-Blood Group Lewis a (7LE).



Immunohistochemistry-Paraffin: Lewis A Blood Group Antigen Antibody (7LE) [NB500-525] - Staining of colorectal adenocarcinoma with anti-FUT3/Blood Group Lewis A (7LE).



Immunohistochemistry-Paraffin: Lewis A Blood Group Antigen Antibody (7LE) [NB500-525] - Staining of human pancreas (paraffin-embedded sections) with anti-Blood Group Lewis a (7LE).



## Publications

Creuzot-Garcher C, Guerzider V, Assem M et al. Alteration of sialyl Lewis epitope expression in pterygium. Invest Ophthalmol Vis Sci. 1999-07-01 [PMID: 10393028]

First International Workshop on Monoclonal Antibodies Against Red Blood Cell and Related Antigens. Paris, September 21-24, 1987. Vol. II: Other blood group systems. Rev Fr Transfus Immunohematol. 1988-04-01 [PMID: 3212306]



### **Novus Biologicals USA**

10730 E. Briarwood Avenue  
Centennial, CO 80112  
USA  
Phone: 303.730.1950  
Toll Free: 1.888.506.6887  
Fax: 303.730.1966  
nb-customerservice@bio-techne.com

### **Bio-Techne Canada**

21 Canmotor Ave  
Toronto, ON M8Z 4E6  
Canada  
Phone: 905.827.6400  
Toll Free: 855.668.8722  
Fax: 905.827.6402  
canada.inquires@bio-techne.com

### **Bio-Techne Ltd**

19 Barton Lane  
Abingdon Science Park  
Abingdon, OX14 3NB, United Kingdom  
Phone: (44) (0) 1235 529449  
Free Phone: 0800 37 34 15  
Fax: (44) (0) 1235 533420  
info.EMEA@bio-techne.com

### **General Contact Information**

www.novusbio.com  
Technical Support: nb-technical@bio-techne.com  
Orders: nb-customerservice@bio-techne.com  
General: novus@novusbio.com

### **Products Related to NB500-525**

---

NBP2-33376H	Blue Marker Antibody (6F4-F6) [HRP]
HAF007	Goat anti-Mouse IgG Secondary Antibody [HRP]
NB7539	Goat anti-Mouse IgG (H+L) Secondary Antibody [HRP]
NBP1-97005-0.5mg	Mouse IgG1 Isotype Control (MG1)

---

### **Limitations**

This product is for research use only and is not approved for use in humans or in clinical diagnosis. Primary Antibodies are guaranteed for 1 year from date of receipt.

For more information on our 100% guarantee, please visit [www.novusbio.com/guarantee](http://www.novusbio.com/guarantee)

Earn gift cards/discounts by submitting a review: [www.novusbio.com/reviews/submit/NB500-525](http://www.novusbio.com/reviews/submit/NB500-525)

Earn gift cards/discounts by submitting a publication using this product:  
[www.novusbio.com/publications](http://www.novusbio.com/publications)

