

Product Datasheet

CD55/DAF Antibody (MEM-118) - BSA Free NB500-395

Unit Size: 0.1 mg

Store at 4C. Do not freeze.

www.novusbio.com



technical@novusbio.com

Protocols, Publications, Related Products, Reviews, Research Tools and Images at:
www.novusbio.com/NB500-395

Updated 9/9/2025 v.20.1

Earn rewards for product
reviews and publications.

Submit a publication at www.novusbio.com/publications

Submit a review at www.novusbio.com/reviews/destination/NB500-395



NB500-395

CD55/DAF Antibody (MEM-118) - BSA Free

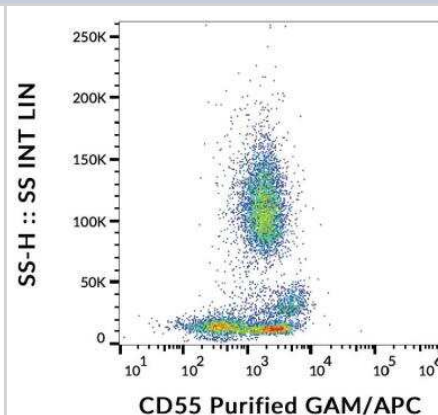
Product Information	
Unit Size	0.1 mg
Concentration	1.0 mg/ml
Storage	Store at 4C. Do not freeze.
Clonality	Monoclonal
Clone	MEM-118
Preservative	15mM Sodium Azide
Isotype	IgM
Purity	Multi-step
Buffer	Tris buffered saline (TBS), pH 8.0
Target Molecular Weight	70 kDa

Product Description	
Description	Novus Biologicals Mouse CD55/DAF Antibody (MEM-118) - BSA Free (NB500-395) is a monoclonal antibody validated for use in IHC, WB, Flow and IP. All Novus Biologicals antibodies are covered by our 100% guarantee.
Host	Mouse
Gene ID	1604
Gene Symbol	CD55
Species	Human, Primate
Specificity/Sensitivity	The antibody MEM-118 recognizes an epitope in SCR4 domain of CD55 (Decay accelerating factor, DAF), a 60-70 kDa glycosylphosphatidylinositol (GPI)-anchored single chain glycoprotein. CD55 is widely expressed on hematopoietic and on many non-hematopoietic cells; it is weakly present on NK cells. HLDA V; WS Code AS S016
Immunogen	HPB-ALL human T cell line

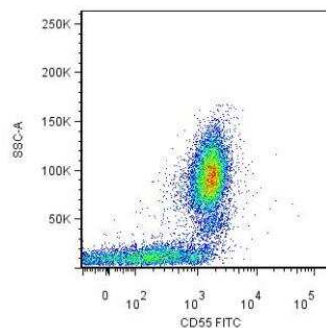
Product Application Details	
Applications	Western Blot, Immunohistochemistry-Paraffin, Flow Cytometry, Flow (Cell Surface), Immunohistochemistry, Immunoprecipitation
Recommended Dilutions	Western Blot, Flow Cytometry 10 ug/ml, Immunohistochemistry 1:10-1:500, Immunoprecipitation 1:50, Immunohistochemistry-Paraffin 10 ug/ml, Flow (Cell Surface)

Images

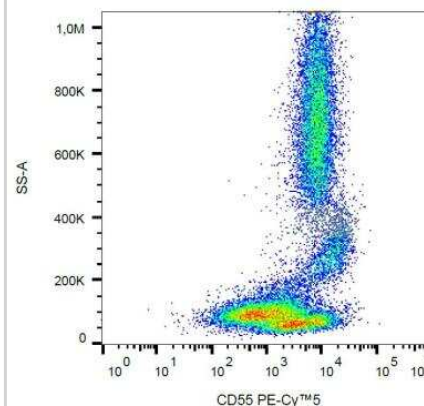
Flow (Cell Surface): CD55/DAF Antibody (MEM-118) [NB500-395] - Surface staining of human peripheral blood cells with anti-CD55 (MEM-118) purified, GAM-APC.



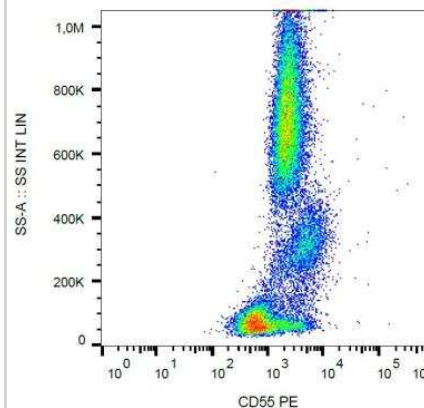
Flow (Cell Surface): CD55/DAF Antibody (MEM-118) [NB500-395] - Surface staining of human peripheral blood leukocytes by mouse monoclonal anti-CD55 antibody MEM-118.



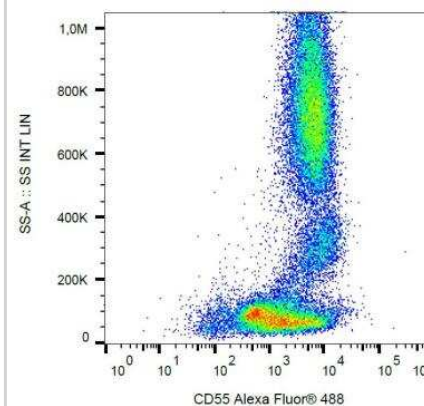
Flow (Cell Surface): CD55/DAF Antibody (MEM-118) [NB500-395] - Surface staining of human peripheral blood cells with anti-CD55 (MEM-118) PE-Cy(TM)5.



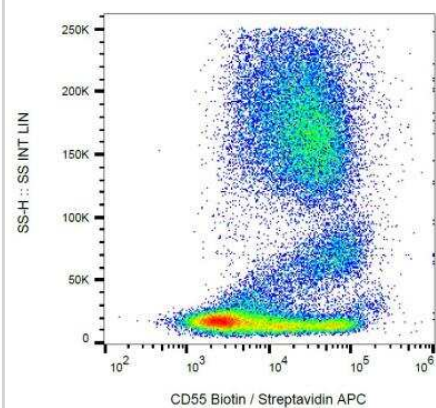
Flow (Cell Surface): CD55/DAF Antibody (MEM-118) [NB500-395] - Surface staining of human peripheral blood cells with anti-CD55 (MEM-118) PE.



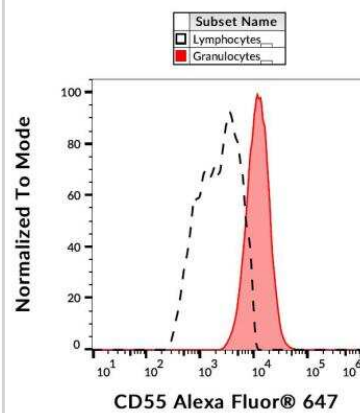
Flow (Cell Surface): CD55/DAF Antibody (MEM-118) [NB500-395] - Surface staining of human peripheral blood cells with anti-CD55 (MEM-118) Alexa Fluor 488.



Flow (Cell Surface): CD55/DAF Antibody (MEM-118) [NB500-395] - Surface staining of human peripheral blood cells with anti-CD55 (MEM-118) biotin / streptavidin-APC.



Flow (Cell Surface): CD55/DAF Antibody (MEM-118) [NB500-395] - Surface staining of human peripheral blood cells with anti-CD55 (MEM-118) Alexa Fluor 647.





Novus Biologicals USA

10730 E. Briarwood Avenue
Centennial, CO 80112
USA
Phone: 303.730.1950
Toll Free: 1.888.506.6887
Fax: 303.730.1966
nb-customerservice@bio-techne.com

Bio-Techne Canada

21 Canmotor Ave
Toronto, ON M8Z 4E6
Canada
Phone: 905.827.6400
Toll Free: 855.668.8722
Fax: 905.827.6402
canada.inquires@bio-techne.com

Bio-Techne Ltd

19 Barton Lane
Abingdon Science Park
Abingdon, OX14 3NB, United Kingdom
Phone: (44) (0) 1235 529449
Free Phone: 0800 37 34 15
Fax: (44) (0) 1235 533420
info.EMEA@bio-techne.com

General Contact Information

www.novusbio.com
Technical Support: nb-technical@bio-techne.com
Orders: nb-customerservice@bio-techne.com
General: novus@novusbio.com

Products Related to NB500-395

NBL1-08957	CD55/DAF Overexpression Lysate
NBP2-33376H	Blue Marker Antibody (6F4-F6) [HRP]
HAF007	Goat anti-Mouse IgG Secondary Antibody [HRP]
NB7539	Goat anti-Mouse IgG (H+L) Secondary Antibody [HRP]
NBP1-97007	Mouse IgM Isotype Control

Limitations

This product is for research use only and is not approved for use in humans or in clinical diagnosis. Primary Antibodies are guaranteed for 1 year from date of receipt.

For more information on our 100% guarantee, please visit www.novusbio.com/guarantee

Earn gift cards/discounts by submitting a review: www.novusbio.com/reviews/submit/NB500-395

Earn gift cards/discounts by submitting a publication using this product:
www.novusbio.com/publications

