

# Product Datasheet

## CD48/SLAMF2 Antibody (MEM-102) - BSA Free NB500-391

Unit Size: 0.1 mg

Store at 4C short term. Aliquot and store at -20C long term. Avoid freeze-thaw cycles.

[www.novusbio.com](http://www.novusbio.com)



[technical@novusbio.com](mailto:technical@novusbio.com)

Protocols, Publications, Related Products, Reviews, Research Tools and Images at:  
[www.novusbio.com/NB500-391](http://www.novusbio.com/NB500-391)

Updated 9/9/2025 v.20.1

Earn rewards for product  
reviews and publications.

Submit a publication at [www.novusbio.com/publications](http://www.novusbio.com/publications)

Submit a review at [www.novusbio.com/reviews/destination/NB500-391](http://www.novusbio.com/reviews/destination/NB500-391)

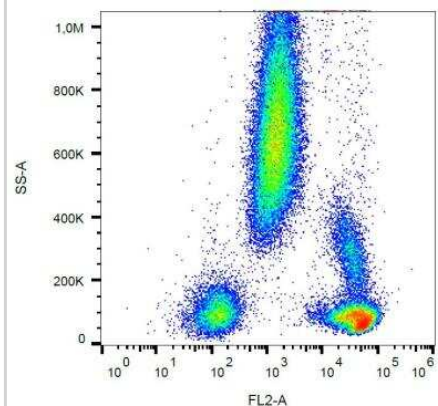


**NB500-391****CD48/SLAMF2 Antibody (MEM-102) - BSA Free**

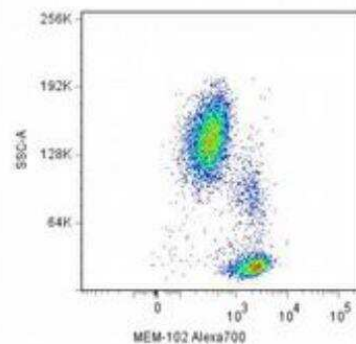
<b>Product Information</b>	
<b>Unit Size</b>	0.1 mg
<b>Concentration</b>	1.0 mg/ml
<b>Storage</b>	Store at 4C short term. Aliquot and store at -20C long term. Avoid freeze-thaw cycles.
<b>Clonality</b>	Monoclonal
<b>Clone</b>	MEM-102
<b>Preservative</b>	15mM Sodium Azide
<b>Isotype</b>	IgG1
<b>Purity</b>	Protein A purified
<b>Buffer</b>	Phosphate buffered saline (PBS), pH 7.4
<b>Product Description</b>	
<b>Description</b>	Novus Biologicals Mouse CD48/SLAMF2 Antibody (MEM-102) - BSA Free (NB500-391) is a monoclonal antibody validated for use in IHC, WB, Flow and IP. All Novus Biologicals antibodies are covered by our 100% guarantee.
<b>Host</b>	Mouse
<b>Gene ID</b>	962
<b>Gene Symbol</b>	CD48
<b>Species</b>	Human, Primate
<b>Reactivity Notes</b>	Cross-reacts with Human and Non Human Primates. Not yet tested in other species.
<b>Specificity/Sensitivity</b>	CD48 antigen (human).
<b>Immunogen</b>	Tissue / cell preparation (Human). (Burkitt's lymphoma cell line Raji).
<b>Product Application Details</b>	
<b>Applications</b>	Western Blot, Immunohistochemistry-Paraffin, Flow Cytometry, Immunohistochemistry, Immunoprecipitation
<b>Recommended Dilutions</b>	Western Blot 1:1000, Flow Cytometry 2 ug/ml, Immunohistochemistry 5-10 ug/ml, Immunoprecipitation 1:50, Immunohistochemistry-Paraffin 1:200
<b>Application Notes</b>	FACS: Use at an assay dependant concentration. IHC-P: Use at an assay dependant concentration. IP: Use at an assay dependant concentration. WB: Use at an assay dependant concentration. Not tested in other applications. Optimal dilutions/concentrations should be determined by the end user.

## Images

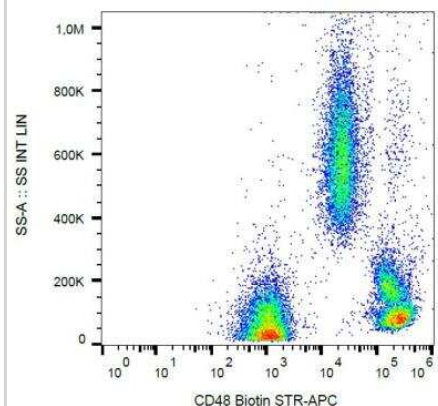
Flow (Cell Surface): CD48/SLAMF2 Antibody (MEM-102) [NB500-391] - Surface staining of human peripheral blood with anti-CD48 (MEM-102) PE.



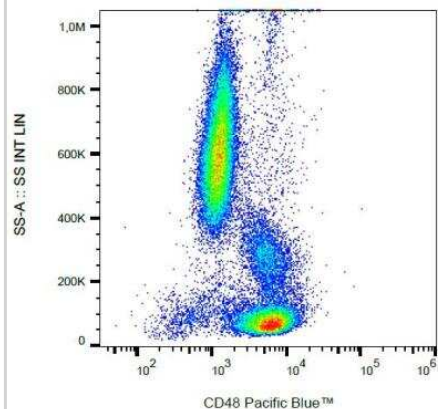
Flow Cytometry: CD48/SLAMF2 Antibody (MEM-102) [NB500-391] - CD48 Antibody (MEM-102) [NB500-391]- Surface staining of human peripheral blood cells with anti-CD48 (MEM-102) Alexa Fluor 700.



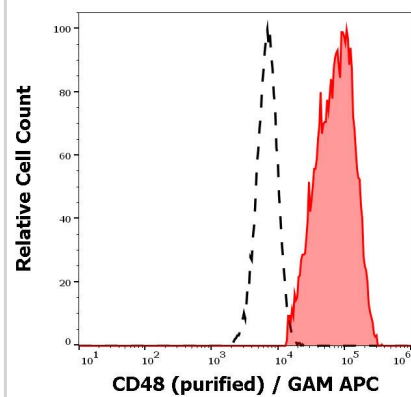
Flow (Cell Surface): CD48/SLAMF2 Antibody (MEM-102) [NB500-391] - Surface staining of human peripheral blood with anti-CD48 (MEM-102) biotin / streptavidin-APC.



Flow (Cell Surface): CD48/SLAMF2 Antibody (MEM-102) [NB500-391] - Surface staining of human peripheral blood with anti-CD48 (MEM-102) Pacific Blue™.



Separation of CD48 positive lymphocytes (red-filled) from neutrophil granulocytes (black-dashed) in Analysis (surface staining) of human peripheral whole blood using anti-human CD48 (MEM-102) purified antibody (concentration in sample 3 ug/ml, GAM APC).





### Novus Biologicals USA

10730 E. Briarwood Avenue  
Centennial, CO 80112  
USA  
Phone: 303.730.1950  
Toll Free: 1.888.506.6887  
Fax: 303.730.1966  
nb-customerservice@bio-techne.com

### Bio-Techne Canada

21 Canmotor Ave  
Toronto, ON M8Z 4E6  
Canada  
Phone: 905.827.6400  
Toll Free: 855.668.8722  
Fax: 905.827.6402  
canada.inquires@bio-techne.com

### Bio-Techne Ltd

19 Barton Lane  
Abingdon Science Park  
Abingdon, OX14 3NB, United Kingdom  
Phone: (44) (0) 1235 529449  
Free Phone: 0800 37 34 15  
Fax: (44) (0) 1235 533420  
info.EMEA@bio-techne.com

### General Contact Information

www.novusbio.com  
Technical Support: nb-technical@bio-techne.com  
Orders: nb-customerservice@bio-techne.com  
General: novus@novusbio.com

### Products Related to NB500-391

---

NBL1-08955	CD48/SLAMF2 Overexpression Lysate
NBP2-33376H	Blue Marker Antibody (6F4-F6) [HRP]
HAF007	Goat anti-Mouse IgG Secondary Antibody [HRP]
NB7539	Goat anti-Mouse IgG (H+L) Secondary Antibody [HRP]
NBP1-97005-0.5mg	Mouse IgG1 Isotype Control (MG1)

---

### Limitations

This product is for research use only and is not approved for use in humans or in clinical diagnosis. Primary Antibodies are guaranteed for 1 year from date of receipt.

For more information on our 100% guarantee, please visit [www.novusbio.com/guarantee](http://www.novusbio.com/guarantee)

Earn gift cards/discounts by submitting a review: [www.novusbio.com/reviews/submit/NB500-391](http://www.novusbio.com/reviews/submit/NB500-391)

Earn gift cards/discounts by submitting a publication using this product:  
[www.novusbio.com/publications](http://www.novusbio.com/publications)

