

# Product Datasheet

## CD46 Antibody (MEM-258) - BSA Free NB500-301

Unit Size: 0.1 mg

Store at 4C. Do not freeze.

[www.novusbio.com](http://www.novusbio.com)



[technical@novusbio.com](mailto:technical@novusbio.com)

### Publications: 2

Protocols, Publications, Related Products, Reviews, Research Tools and Images at:  
[www.novusbio.com/NB500-301](http://www.novusbio.com/NB500-301)

Updated 9/9/2025 v.20.1

Earn rewards for product  
reviews and publications.

Submit a publication at [www.novusbio.com/publications](http://www.novusbio.com/publications)

Submit a review at [www.novusbio.com/reviews/destination/NB500-301](http://www.novusbio.com/reviews/destination/NB500-301)



**NB500-301**

CD46 Antibody (MEM-258) - BSA Free

Product Information	
Unit Size	0.1 mg
Concentration	1 mg/ml
Storage	Store at 4C. Do not freeze.
Clonality	Monoclonal
Clone	MEM-258
Preservative	15mM Sodium Azide
Isotype	IgG1
Purity	Protein A purified
Buffer	Phosphate buffered saline (PBS), pH 7.4
Target Molecular Weight	66 kDa

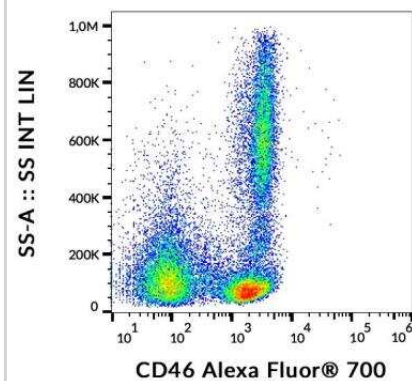
Product Description	
Description	Novus Biologicals Mouse CD46 Antibody (MEM-258) - BSA Free (NB500-301) is a monoclonal antibody validated for use in WB, Flow and IP. Anti-CD46 Antibody: Cited in 1 publication. All Novus Biologicals antibodies are covered by our 100% guarantee.
Host	Mouse
Gene ID	4179
Gene Symbol	CD46
Species	Human, Bovine
Specificity/Sensitivity	The antibody MEM-258 recognizes an epitope on SCR4 (the membrane-proximal SCR) domain of CD46 (Membrane cofactor protein). CD46 is 56-66 kDa dimeric transmembrane protein expressed on T and B lymphocytes, platelets, monocytes, granulocytes, endothelial cells, epithelial cells and fibroblast; it is negative on erythrocytes.
Immunogen	HPB-ALL human T cell line

Product Application Details	
Applications	Western Blot, Flow Cytometry, Immunoprecipitation, CyTOF-ready
Recommended Dilutions	Western Blot 1:1000, Flow Cytometry 1 ug/ml, Immunoprecipitation 1:50, CyTOF-ready
Application Notes	Western Blotting - Non-reducing conditions. This antibody is CyTOF ready.

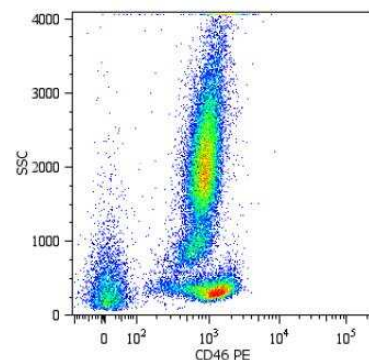


## Images

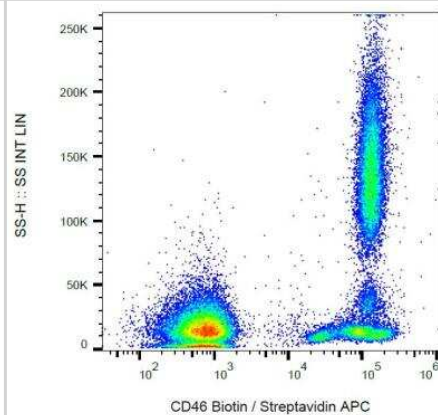
Flow Cytometry: CD46 Antibody (MEM-258) [NB500-301] - Staining of human peripheral blood cells with anti-CD46 (MEM-258) Alexa Fluor® 700.



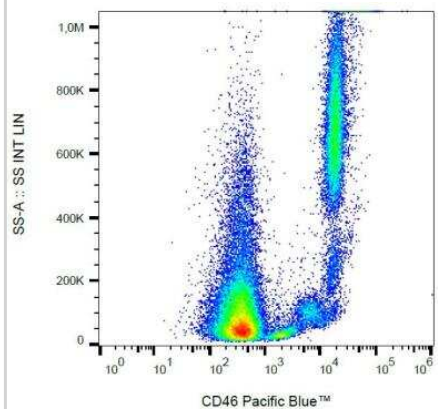
Flow Cytometry: CD46 Antibody (MEM-258) [NB500-301] - Surface staining of human peripheral blood cells with anti-CD46 (MEM-258) PE



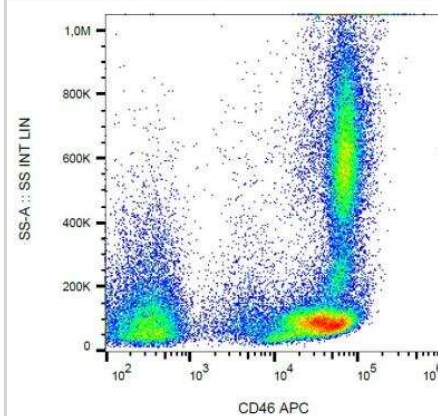
Flow Cytometry: CD46 Antibody (MEM-258) [NB500-301] - Surface staining of human peripheral blood cells with anti-CD46 (MEM-258) biotin



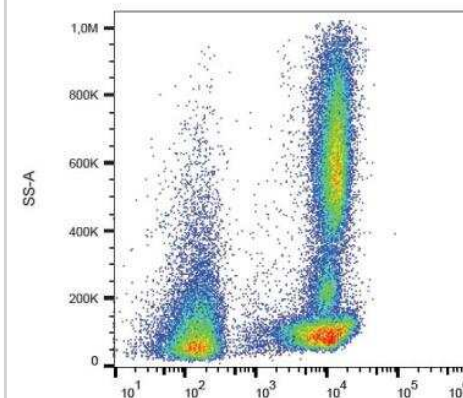
Flow Cytometry: CD46 Antibody (MEM-258) [NB500-301] - Staining of human peripheral blood cells with anti-CD46 (MEM-258) Pacific Blue™.



Flow Cytometry: CD46 Antibody (MEM-258) [NB500-301] - Staining of human peripheral blood cells with anti-CD46 (MEM-258) APC.



Flow Cytometry: CD46 Antibody (MEM-258) [NB500-301] - Staining of human peripheral blood cells with anti-CD46 (MEM-258) FITC.



## Publications

Gao HN, Hu H, Wen PC et al. Yak milk-derived exosome alleviates lipopolysaccharide-induced intestinal inflammation by inhibiting PI3K/AKT/C3 pathway activation Journal of dairy science 2021-05-14 [PMID: 34001362]

Halbert D, Domenyuk V, Spetzler D et al. Aptamers and uses thereof United States Patent Application US 9958448 B2 2018-01-01



### **Novus Biologicals USA**

10730 E. Briarwood Avenue  
Centennial, CO 80112  
USA  
Phone: 303.730.1950  
Toll Free: 1.888.506.6887  
Fax: 303.730.1966  
nb-customerservice@bio-techne.com

### **Bio-Techne Canada**

21 Canmotor Ave  
Toronto, ON M8Z 4E6  
Canada  
Phone: 905.827.6400  
Toll Free: 855.668.8722  
Fax: 905.827.6402  
canada.inquires@bio-techne.com

### **Bio-Techne Ltd**

19 Barton Lane  
Abingdon Science Park  
Abingdon, OX14 3NB, United Kingdom  
Phone: (44) (0) 1235 529449  
Free Phone: 0800 37 34 15  
Fax: (44) (0) 1235 533420  
info.EMEA@bio-techne.com

### **General Contact Information**

www.novusbio.com  
Technical Support: nb-technical@bio-techne.com  
Orders: nb-customerservice@bio-techne.com  
General: novus@novusbio.com

### **Products Related to NB500-301**

---

NBP2-33376H	Blue Marker Antibody (6F4-F6) [HRP]
HAF007	Goat anti-Mouse IgG Secondary Antibody [HRP]
NB7539	Goat anti-Mouse IgG (H+L) Secondary Antibody [HRP]
NBP1-97005-0.5mg	Mouse IgG1 Isotype Control (MG1)

---

### **Limitations**

This product is for research use only and is not approved for use in humans or in clinical diagnosis. Primary Antibodies are guaranteed for 1 year from date of receipt.

For more information on our 100% guarantee, please visit [www.novusbio.com/guarantee](http://www.novusbio.com/guarantee)

Earn gift cards/discounts by submitting a review: [www.novusbio.com/reviews/submit/NB500-301](http://www.novusbio.com/reviews/submit/NB500-301)

Earn gift cards/discounts by submitting a publication using this product:  
[www.novusbio.com/publications](http://www.novusbio.com/publications)

