

Product Datasheet

CARD12 Antibody - BSA Free NB500-225

Unit Size: 0.1 mg

Store at 4C short term. Aliquot and store at -20C long term. Avoid freeze-thaw cycles.

www.novusbio.com



technical@novusbio.com

Publications: 1

Protocols, Publications, Related Products, Reviews, Research Tools and Images at:
www.novusbio.com/NB500-225

Updated 9/9/2025 v.20.1

Earn rewards for product
reviews and publications.

Submit a publication at www.novusbio.com/publications

Submit a review at www.novusbio.com/reviews/destination/NB500-225



NB500-225

CARD12 Antibody - BSA Free

Product Information	
Unit Size	0.1 mg
Concentration	1 mg/ml
Storage	Store at 4C short term. Aliquot and store at -20C long term. Avoid freeze-thaw cycles.
Clonality	Polyclonal
Preservative	0.02% Sodium Azide
Isotype	IgG
Purity	Immunogen affinity purified
Buffer	PBS

Product Description	
Description	Novus Biologicals Rabbit CARD12 Antibody - BSA Free (NB500-225) is a polyclonal antibody validated for use in WB. Anti-CARD12 Antibody: Cited in 1 publication. All Novus Biologicals antibodies are covered by our 100% guarantee.
Host	Rabbit
Gene ID	58484
Gene Symbol	NLRC4
Species	Human
Reactivity Notes	This antibody reacts with human CLAN.
Specificity/Sensitivity	Reacts with the N terminus (MNFIKDNSRALIQRMGM) of the A and B isoforms of the human CLAN protein.
Immunogen	N terminus (MNFIKDNSRALIQRMGM) of the A and B isoforms of the human CLAN protein.

Product Application Details	
Applications	Western Blot
Recommended Dilutions	Western Blot 1:500-1:1000
Application Notes	This antibody is useful for western blot analysis where bands are seen around 110 kDa and 40 kDa representing isoforms A and B respectively.

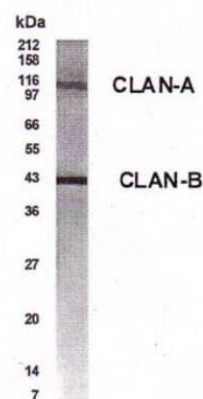


Images

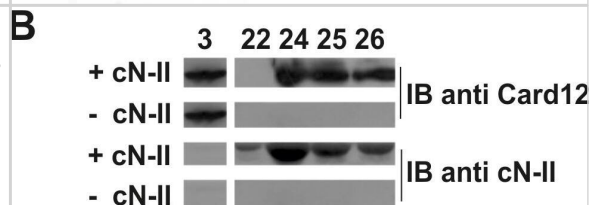
Western Blot: CARD12 Antibody [NB500-225] - Immunoblot analysis of cN-II and Ipaf (CARD12) protein expression in different human cell lines. Image collected and cropped by CiteAb from the following publication (<https://dx.plos.org/10.1371/journal.pone.0121525>) licensed under a CC-BY license.



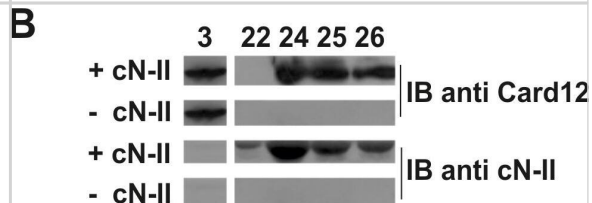
Western Blot: CARD12 Antibody [NB500-225] - Western Blot analysis of CLAN in lung lysate with anti-CLAN at a 1:500 dilution. Detects CLAN-A and CLAN-B isoforms.



In vitro interaction between cN-II and Ipaf B. After loading Ni-talon beads with *E. coli* "BL21(DE3)" crude extract without (■) or with cN-II (●), beads were washed and *E. coli* "BL21 Rosetta(DE3)" extracts containing Ipaf B were loaded. Elution buffer containing 250 mM imidazole was used from fraction 21 to detach His-tagged cN-II and elute proteins. A) proteins elution profile; B) immunoblotting with CARD12 and cN-II antibodies on elution fractions 3, 22, 24, 25 and 26 from chromatography.



Western Blot: CARD12 Antibody - BSA Free [NB500-225] - In vitro interaction between cN-II & Ipaf B. After loading Ni-talon beads with *E. coli* "BL21(DE3)" crude extract without (■) or with cN-II (●), beads were washed & *E. coli* "BL21 Rosetta(DE3)" extracts containing Ipaf B were loaded. Elution buffer containing 250 mM imidazole was used from fraction 21 to detach His-tagged cN-II & elute proteins. A) proteins elution profile; B) immunoblotting with CARD12 & cN-II antibodies on elution fractions 3, 22, 24, 25 & 26 from chromatography. Image collected & cropped by CiteAb from the following publication (<https://pubmed.ncbi.nlm.nih.gov/25811392>), licensed under a CC-BY license. Not internally tested by Novus Biologicals.



Publications

Cividini F, Tozzi MG, Galli A et al. Cytosolic 5-Nucleotidase II Interacts with the Leucin Rich Repeat of NLR Family Member Ipaf. PLoS One. 2015-03-26 [PMID: 25811392] (WB, Human)



Novus Biologicals USA

10730 E. Briarwood Avenue
Centennial, CO 80112
USA
Phone: 303.730.1950
Toll Free: 1.888.506.6887
Fax: 303.730.1966
nb-customerservice@bio-techne.com

Bio-Techne Canada

21 Canmotor Ave
Toronto, ON M8Z 4E6
Canada
Phone: 905.827.6400
Toll Free: 855.668.8722
Fax: 905.827.6402
canada.inquires@bio-techne.com

Bio-Techne Ltd

19 Barton Lane
Abingdon Science Park
Abingdon, OX14 3NB, United Kingdom
Phone: (44) (0) 1235 529449
Free Phone: 0800 37 34 15
Fax: (44) (0) 1235 533420
info.EMEA@bio-techne.com

General Contact Information

www.novusbio.com
Technical Support: nb-technical@bio-techne.com
Orders: nb-customerservice@bio-techne.com
General: novus@novusbio.com

Products Related to NB500-225

NBP2-33376H	Blue Marker Antibody (6F4-F6) [HRP]
HAF008	Goat anti-Rabbit IgG Secondary Antibody [HRP]
NB7160	Goat anti-Rabbit IgG (H+L) Secondary Antibody [HRP]
NBP2-24891	Rabbit IgG Isotype Control

Limitations

This product is for research use only and is not approved for use in humans or in clinical diagnosis. Primary Antibodies are guaranteed for 1 year from date of receipt.

For more information on our 100% guarantee, please visit www.novusbio.com/guarantee

Earn gift cards/discounts by submitting a review: www.novusbio.com/reviews/submit/NB500-225

Earn gift cards/discounts by submitting a publication using this product:
www.novusbio.com/publications

