

# Product Datasheet

## ABCA7 Antibody (7A1-144) - BSA Free NB400-163

Unit Size: 0.1 ml

Aliquot and store at -20C or -80C. Avoid freeze-thaw cycles.

[www.novusbio.com](http://www.novusbio.com)



[technical@novusbio.com](mailto:technical@novusbio.com)

Protocols, Publications, Related Products, Reviews, Research Tools and Images at:  
[www.novusbio.com/NB400-163](http://www.novusbio.com/NB400-163)

Updated 9/9/2025 v.20.1

Earn rewards for product  
reviews and publications.

Submit a publication at [www.novusbio.com/publications](http://www.novusbio.com/publications)

Submit a review at [www.novusbio.com/reviews/destination/NB400-163](http://www.novusbio.com/reviews/destination/NB400-163)



**NB400-163**

ABCA7 Antibody (7A1-144) - BSA Free


Product Information	
Unit Size	0.1 ml
Concentration	1.0 mg/ml
Storage	Aliquot and store at -20C or -80C. Avoid freeze-thaw cycles.
Clonality	Monoclonal
Clone	7A1-144
Preservative	0.05% Sodium Azide
Isotype	IgG2a Kappa
Purity	Protein G purified
Buffer	PBS
Target Molecular Weight	240 kDa

Product Description	
Description	Novus Biologicals Rat ABCA7 Antibody (7A1-144) - BSA Free (NB400-163) is a monoclonal antibody validated for use in IHC, WB and Flow. All Novus Biologicals antibodies are covered by our 100% guarantee.
Host	Rat
Gene ID	10347
Gene Symbol	ABCA7
Species	Mouse
Immunogen	Mouse ABCA7 stably-transfected HeLa cells. [UniProt# Q91V24]

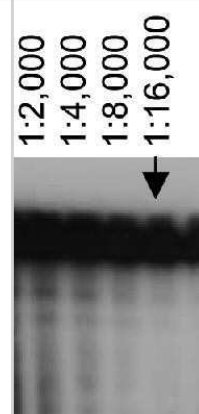
Product Application Details	
Applications	Western Blot, Immunohistochemistry-Paraffin, Flow Cytometry, Immunohistochemistry
Recommended Dilutions	Western Blot 1:2000, Flow Cytometry 1:500 - 1:4000, Immunohistochemistry, Immunohistochemistry-Paraffin 1:100 - 1:250
Application Notes	This ABCA7 antibody is useful for Flow Cytometry and Western Blot, where a band is observed at ~240 kDa. This ABCA7 antibody is not reactive in ELISA. The observed molecular weight of the protein may vary from the listed predicted molecular weight due to post translational modifications, post translation cleavages, relative charges, and other experimental factors.

**Images**

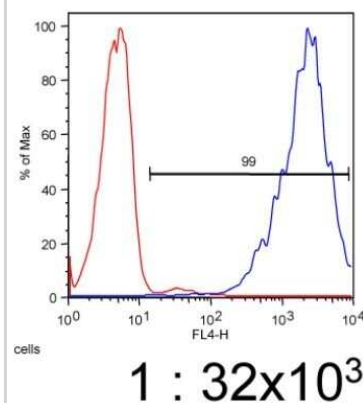
Western Blot: ABCA7 Antibody (7A1-144) [NB400-163] - Total protein from mouse platelets was separated on a 7.5% gel by SDS-PAGE, transferred to PVDF membrane and blocked in 5% non-fat milk in TBST. The membrane was probed with 0.5 ug/ml anti-ABCA7 in 5% non-fat milk in TBST and detected with an anti-rat HRP secondary antibody using chemiluminescence.



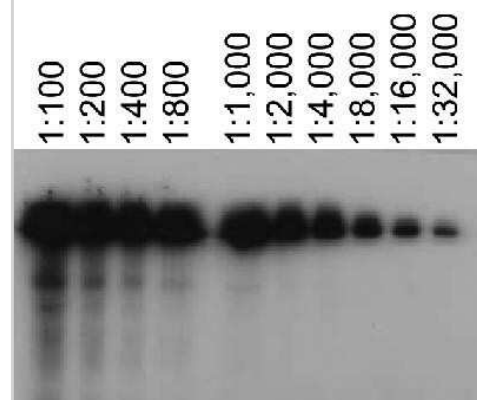
Western Blot: ABCA7 Antibody (7A1-144) [NB400-163] - Analysis using Azide/BSA FREE version of NB400-163. Detection of ABCA7 using NB 400-166 at various dilutions in ABCA7 transfected HeLa cell lysates.



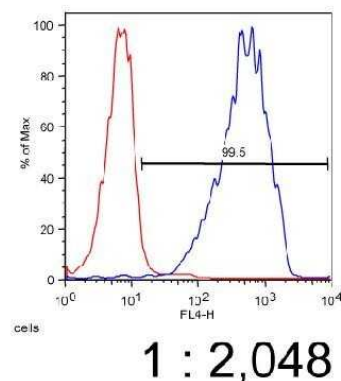
Flow Cytometry: ABCA7 Antibody (7A1-144) [NB400-163] - Analysis using Azide/BSA FREE version of NB400-163. Analysis of 6C (red) (negative control HeLa cells) and A7 (blue) (ABCA7 expressing HeLa cells) using NB 400-166 at a dilution of 1:3,000.



Western Blot: ABCA7 Antibody (7A1-144) [NB400-163] - Detection of ABCA7 using NB 400-163 at various dilutions in ABCA7 transfected HeLa lysates.



Flow Cytometry: ABCA7 Antibody (7A1-144) [NB400-163] - FACS analysis of 6C (red) (negative control HeLa cells) and A7 (blue) (ABCA7 expressing HeLa cells) using NB 400-163 at a 1:2,000 dilution.





### **Novus Biologicals USA**

10730 E. Briarwood Avenue  
Centennial, CO 80112  
USA  
Phone: 303.730.1950  
Toll Free: 1.888.506.6887  
Fax: 303.730.1966  
nb-customerservice@bio-techne.com

### **Bio-Techne Canada**

21 Canmotor Ave  
Toronto, ON M8Z 4E6  
Canada  
Phone: 905.827.6400  
Toll Free: 855.668.8722  
Fax: 905.827.6402  
canada.inquires@bio-techne.com

### **Bio-Techne Ltd**

19 Barton Lane  
Abingdon Science Park  
Abingdon, OX14 3NB, United Kingdom  
Phone: (44) (0) 1235 529449  
Free Phone: 0800 37 34 15  
Fax: (44) (0) 1235 533420  
info.EMEA@bio-techne.com

### **General Contact Information**

www.novusbio.com  
Technical Support: nb-technical@bio-techne.com  
Orders: nb-customerservice@bio-techne.com  
General: novus@novusbio.com

### **Products Related to NB400-163**

---

NBP2-33376H	Blue Marker Antibody (6F4-F6) [HRP]
HAF005	Goat anti-Rat IgG Secondary Antibody [HRP]
NB7115	Goat anti-Rat IgG (H+L) Secondary Antibody [HRP]
NBP1-43321-0.5mg	Rat IgG2a Kappa Light Chain Isotype Control (R2a)

---

### **Limitations**

This product is for research use only and is not approved for use in humans or in clinical diagnosis. Primary Antibodies are guaranteed for 1 year from date of receipt.

For more information on our 100% guarantee, please visit [www.novusbio.com/guarantee](http://www.novusbio.com/guarantee)

Earn gift cards/discounts by submitting a review: [www.novusbio.com/reviews/submit/NB400-163](http://www.novusbio.com/reviews/submit/NB400-163)

Earn gift cards/discounts by submitting a publication using this product:  
[www.novusbio.com/publications](http://www.novusbio.com/publications)

