

Product Datasheet

VAMP-2 Antibody NB300-595

Unit Size: 100ug

Store at -20C. Avoid freeze-thaw cycles.

www.novusbio.com



technical@novusbio.com

Publications: 4

Protocols, Publications, Related Products, Reviews, Research Tools and Images at:
www.novusbio.com/NB300-595

Updated 9/9/2025 v.20.1

Earn rewards for product
reviews and publications.

Submit a publication at www.novusbio.com/publications

Submit a review at www.novusbio.com/reviews/destination/NB300-595



NB300-595

VAMP-2 Antibody

Product Information	
Unit Size	100ug
Concentration	1 mg/ml
Storage	Store at -20C. Avoid freeze-thaw cycles.
Clonality	Polyclonal
Preservative	0.05% Sodium Azide
Isotype	IgG
Purity	Immunogen affinity purified
Buffer	PBS with 1 mg/ml BSA

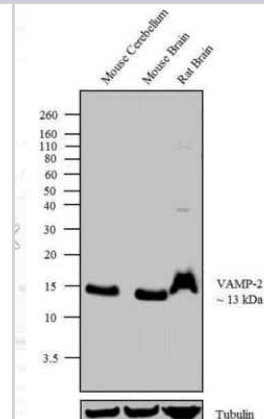
Product Description	
Description	Novus Biologicals Rabbit VAMP-2 Antibody (NB300-595) is a polyclonal antibody validated for use in IHC, WB, Flow and IP. Anti-VAMP-2 Antibody: Cited in 4 publications. All Novus Biologicals antibodies are covered by our 100% guarantee.
Host	Rabbit
Gene ID	6844
Gene Symbol	VAMP2
Species	Mouse, Rat, Bovine, Primate
Reactivity Notes	Bovine reactivity reported in scientific literature (PMID: 10370136).
Marker	Synaptic Vesicles Marker
Immunogen	Synthetic peptide corresponding to residues M(1) S A T A A T V P P A A P A G E G G(18) C of rat VAMP-2.

Product Application Details	
Applications	Western Blot, Immunohistochemistry-Paraffin, Flow Cytometry, Immunohistochemistry, Immunoprecipitation, Immunofluorescence
Recommended Dilutions	Western Blot 0.3 ug/ml, Flow Cytometry 3 - 5 ug / 10 ⁶ cells, Immunohistochemistry 1:10 - 1:500, Immunoprecipitation 1:10 - 1:500, Immunohistochemistry-Paraffin 1:10 - 1:500, Immunofluorescence 1:10 - 1:500
Application Notes	IHC usage was reported in scientific literature (See Windoffer R, et al. 1999). WB: Detects an approx. 19 kDa protein representing VAMP 2 from rat brain whole protein extract.

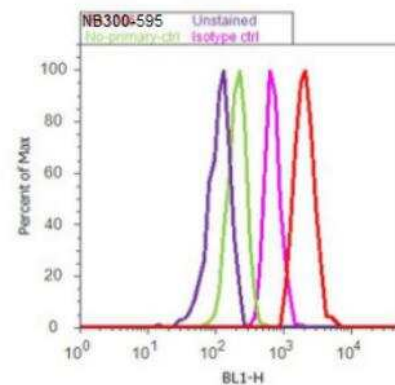


Images

Western Blot: VAMP-2 Antibody [NB300-595] - Analysis was performed on tissues (40 ug lysate) of Mouse Cerebellum (Lane 1), Mouse Brain (Lane 2) and Rat Brain (Lane 3).

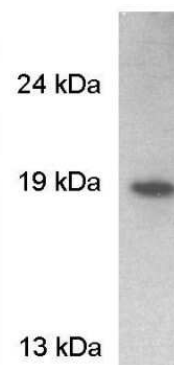


Flow Cytometry: VAMP-2 Antibody [NB300-595] - Cells were fixed with 70% ethanol for 10 minutes, permeabilized with 0.25% Triton™ X-100 for 20 minutes, and blocked with 5% BSA for 30 minutes at room temperature.



Western Blot: VAMP-2 Antibody [NB300-595] - Analysis of rat brain extract.

Fig. 1



Publications

Marshall C, Hitman GA, Partridge CJ et al. Evidence that an isoform of calpain-10 is a regulator of exocytosis in pancreatic beta-cells. *Mol Endocrinol*. 2005-01-01 [PMID: 15471947]

Rosado JA, Redondo PC, Salido GM et al. Cleavage of SNAP-25 and VAMP-2 impairs store-operated Ca²⁺ entry in mouse pancreatic acinar cells. *Am J Physiol Cell Physiol*. 2005-01-01 [PMID: 15355848]

Windoffer R, Borchert-Stuhltrager M, Haass NK et al. Tissue expression of the vesicle protein pantophysin. *Cell Tissue Res*. 1999-06-01 [PMID: 10370136]

Usami Y, Hatano T, Imai S et al. DJ-1 associates with synaptic membranes. *Neurobiol Dis*. 2011-05-30 [PMID: 21645620]



Novus Biologicals USA

10730 E. Briarwood Avenue
Centennial, CO 80112
USA
Phone: 303.730.1950
Toll Free: 1.888.506.6887
Fax: 303.730.1966
nb-customerservice@bio-techne.com

Bio-Techne Canada

21 Canmotor Ave
Toronto, ON M8Z 4E6
Canada
Phone: 905.827.6400
Toll Free: 855.668.8722
Fax: 905.827.6402
canada.inquires@bio-techne.com

Bio-Techne Ltd

19 Barton Lane
Abingdon Science Park
Abingdon, OX14 3NB, United Kingdom
Phone: (44) (0) 1235 529449
Free Phone: 0800 37 34 15
Fax: (44) (0) 1235 533420
info.EMEA@bio-techne.com

General Contact Information

www.novusbio.com
Technical Support: nb-technical@bio-techne.com
Orders: nb-customerservice@bio-techne.com
General: novus@novusbio.com

Products Related to NB300-595

NBP2-33376H	Blue Marker Antibody (6F4-F6) [HRP]
HAF008	Goat anti-Rabbit IgG Secondary Antibody [HRP]
NB7160	Goat anti-Rabbit IgG (H+L) Secondary Antibody [HRP]
NBP2-24891	Rabbit IgG Isotype Control

Limitations

This product is for research use only and is not approved for use in humans or in clinical diagnosis. Primary Antibodies are guaranteed for 1 year from date of receipt.

For more information on our 100% guarantee, please visit www.novusbio.com/guarantee

Earn gift cards/discounts by submitting a review: www.novusbio.com/reviews/submit/NB300-595

Earn gift cards/discounts by submitting a publication using this product:
www.novusbio.com/publications

