

Product Datasheet

PPAR alpha/NR1C1 [p Ser12] Antibody NB120-3484

Unit Size: 100ug

Store at -20C. Avoid freeze-thaw cycles.

www.novusbio.com



technical@novusbio.com

Publications: 1

Protocols, Publications, Related Products, Reviews, Research Tools and Images at:
www.novusbio.com/NB120-3484

Updated 9/9/2025 v.20.1

Earn rewards for product
reviews and publications.

Submit a publication at www.novusbio.com/publications

Submit a review at www.novusbio.com/reviews/destination/NB120-3484



NB120-3484**PPAR alpha/NR1C1 [p Ser12] Antibody**

Product Information	
Unit Size	100ug
Concentration	1 mg/ml
Storage	Store at -20C. Avoid freeze-thaw cycles.
Clonality	Polyclonal
Preservative	0.05% Sodium Azide
Isotype	IgG
Purity	Immunogen affinity purified
Buffer	PBS with 1 mg/ml BSA

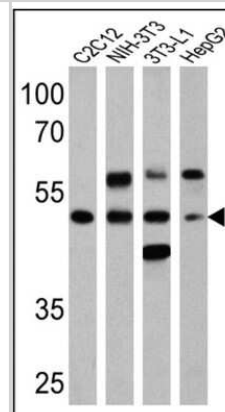
Product Description	
Description	Novus Biologicals Rabbit PPAR alpha/NR1C1 [p Ser12] Antibody (NB120-3484) is a polyclonal antibody validated for use in WB, Flow and ICC/IF. Anti-PPAR alpha/NR1C1 Antibody: Cited in 1 publication. All Novus Biologicals antibodies are covered by our 100% guarantee.
Host	Rabbit
Gene ID	5465
Gene Symbol	PPARA
Species	Human, Mouse
Specificity/Sensitivity	NB120-3484 detects phospho-peroxisome proliferator activated receptor (PPAR) alpha S12 from mouse tissues.
Immunogen	Synthetic phosphopeptide corresponding to residues I(8) C P L (pS) P L E A D D L(19) of mouse PPAR alpha.

Product Application Details	
Applications	Western Blot, Flow Cytometry, Immunocytochemistry/ Immunofluorescence
Recommended Dilutions	Western Blot 1:100 - 1:1000, Flow Cytometry 3 - 5 ug / 10 ⁶ cells, Immunocytochemistry/ Immunofluorescence 1:100 - 1:500
Application Notes	WB: Detects an approx. 52 kDa protein which corresponds to phospho-PPAR alpha S12 from mouse adipose tissue extract.

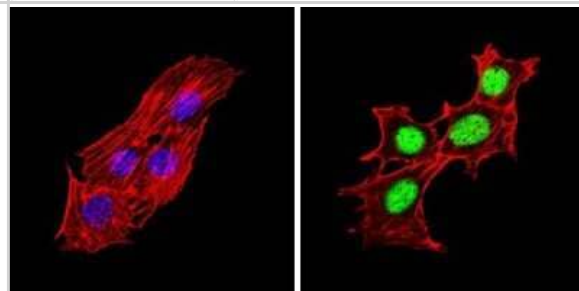


Images

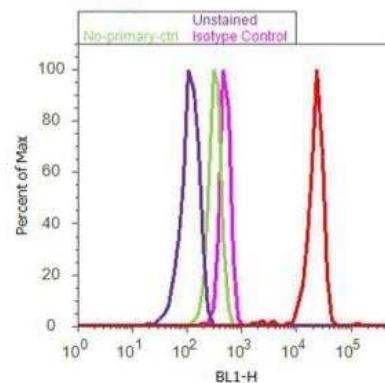
Western Blot: PPAR alpha/NR1C1 [p Ser12] Antibody [NB120-3484] - Analysis of 25 ug of C2C12 (lane 1), NIH-3T3 (lane 2), 3T3-L1 (lane 3) and HepG2 (lane 4) cell lysates onto an SDS polyacrylamide gel.



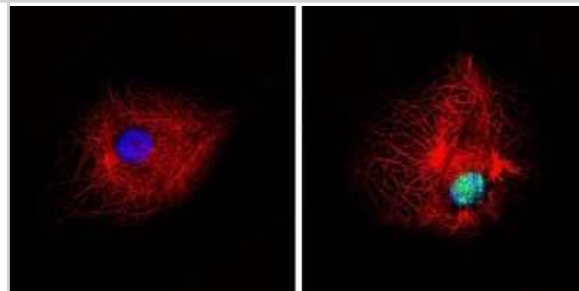
Immunocytochemistry/Immunofluorescence: PPAR alpha/NR1C1 [p Ser12] Antibody [NB120-3484] - Analysis of Phospho-PPAR alpha pSer12 (green) showing staining in the nucleus of C2C12 cells (right) compared to a negative control without primary antibody (left).



Flow Cytometry: PPAR alpha/NR1C1 [p Ser12] Antibody [NB120-3484] - Analysis of PPAR alpha [pSer12] was done on MCF7 cells.



Immunocytochemistry/Immunofluorescence: PPAR alpha/NR1C1 [p Ser12] Antibody [NB120-3484] - Analysis of Phospho-PPAR alpha pSer12 (green) showing staining in the nucleus of U-87 MG cells (right) compared to a negative control without primary antibody (left).



Publications

Lucarelli R, Gorrochotegui-Escalante N, Taddeo J et al. Eicosanoid-Activated PPAR alpha Inhibits NF kappa B-Dependent Bacterial Clearance During Post-Influenza Superinfection *Frontiers in cellular and infection microbiology* 2022-07-04 [PMID: 35860381] (ICC/IF, Mouse)

Details:

Dilutions: 1:100





Novus Biologicals USA

10730 E. Briarwood Avenue
Centennial, CO 80112
USA
Phone: 303.730.1950
Toll Free: 1.888.506.6887
Fax: 303.730.1966
nb-customerservice@bio-techne.com

Bio-Techne Canada

21 Canmotor Ave
Toronto, ON M8Z 4E6
Canada
Phone: 905.827.6400
Toll Free: 855.668.8722
Fax: 905.827.6402
canada.inquires@bio-techne.com

Bio-Techne Ltd

19 Barton Lane
Abingdon Science Park
Abingdon, OX14 3NB, United Kingdom
Phone: (44) (0) 1235 529449
Free Phone: 0800 37 34 15
Fax: (44) (0) 1235 533420
info.EMEA@bio-techne.com

General Contact Information

www.novusbio.com
Technical Support: nb-technical@bio-techne.com
Orders: nb-customerservice@bio-techne.com
General: novus@novusbio.com

Products Related to NB120-3484

NBP2-33376H	Blue Marker Antibody (6F4-F6) [HRP]
HAF008	Goat anti-Rabbit IgG Secondary Antibody [HRP]
NB7160	Goat anti-Rabbit IgG (H+L) Secondary Antibody [HRP]
NBP2-24891	Rabbit IgG Isotype Control

Limitations

This product is for research use only and is not approved for use in humans or in clinical diagnosis. Primary Antibodies are guaranteed for 1 year from date of receipt.

For more information on our 100% guarantee, please visit www.novusbio.com/guarantee

Earn gift cards/discounts by submitting a review: www.novusbio.com/reviews/submit/NB120-3484

Earn gift cards/discounts by submitting a publication using this product:
www.novusbio.com/publications

