

Product Datasheet

ErbB4/Her4 Antibody (H4.77.16 (Ab77)) NB120-3104-0.025 ml

Unit Size: 0.025 ml

Store at 4C. Do not freeze.

www.novusbio.com



technical@novusbio.com

Publications: 2

Protocols, Publications, Related Products, Reviews, Research Tools and Images at:
www.novusbio.com/NB120-3104

Updated 4/9/2026 v.20.1

Earn rewards for product
reviews and publications.

Submit a publication at www.novusbio.com/publications

Submit a review at www.novusbio.com/reviews/destination/NB120-3104



NB120-3104-0.025 ml

ErbB4/Her4 Antibody (H4.77.16 (Ab77))

Product Information	
Unit Size	0.025 ml
Concentration	0.2 mg/ml
Storage	Store at 4C. Do not freeze.
Clonality	Monoclonal
Clone	H4.77.16 (Ab77)
Preservative	0.09% Sodium Azide
Isotype	IgG1
Purity	Protein G purified
Buffer	PBS (pH 7.4) and 0.2% BSA


Product Description	
Host	Mouse
Gene ID	2066
Gene Symbol	ERBB4
Species	Human, Mouse, Rat
Reactivity Notes	Please note that this antibody is reactive to Mouse and derived from the same host, Mouse. Additional Mouse on Mouse blocking steps may be required for IHC and ICC experiments. Please contact Technical Support for more information.
Immunogen	Extracellular fragment of recombinant human c-erbB-4/HER-4 oncoprotein

Product Application Details	
Applications	Western Blot, Flow Cytometry, Immunocytochemistry/ Immunofluorescence, Immunohistochemistry, Immunoprecipitation
Recommended Dilutions	Western Blot 1:50 - 1:500, Flow Cytometry 0.5 ug, Immunohistochemistry, Immunocytochemistry/ Immunofluorescence 2 ug/ml, Immunoprecipitation 2 ug/mg
Application Notes	Use in Immunohistochemistry reported in scientific literature (PMID 28267150).

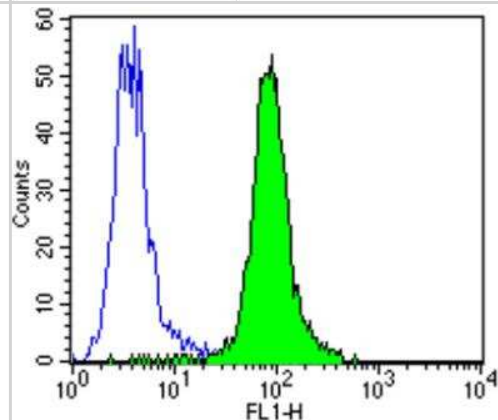


Images

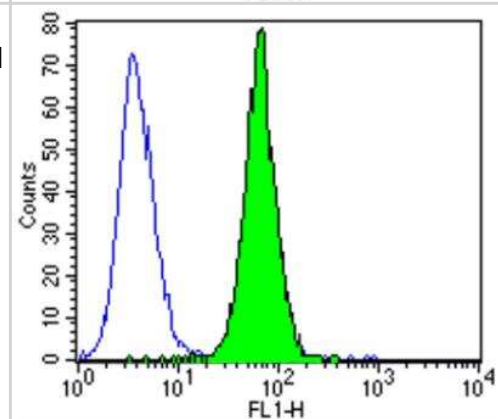
Western Blot: ErbB4/Her4 Antibody (H4.77.16) [NB120-3104] - Analysis of 25 ug of mouse brain cell lysates.



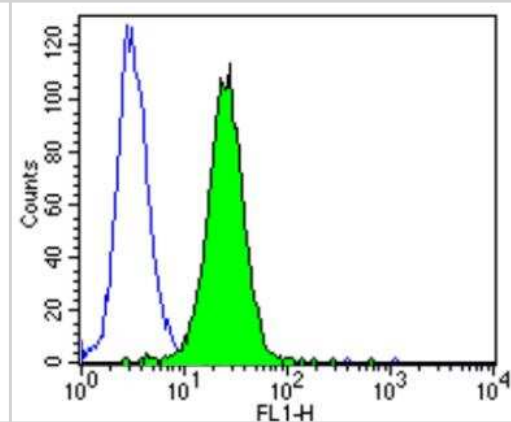
Flow Cytometry: ErbB4/Her4 Antibody (H4.77.16) [NB120-3104] - Analysis of HER-4 in T47D cells (green) compared to an isotype control (blue).



Flow Cytometry: ErbB4/Her4 Antibody (H4.77.16) [NB120-3104] - Analysis of HER-4 in MCF-7 cells (green) compared to an isotype control (blue).



Flow Cytometry: ErbB4/Her4 Antibody (H4.77.16) [NB120-3104] - Analysis of HER-4 in Neuro-2a cells (green) compared to an isotype control (blue).



Publications

Kosti P, Opzoomer J, Larios-Martinez K et al. Hypoxia-sensing CAR T cells provide safety and efficacy in treating solid tumors Cell Reports Medicine 2021-04-01 [PMID: 33948568] (FLOW)

Kawata M, Morikawa S, Shiosaka S, Tamura H. Ablation of neuropsin-neuregulin 1 signaling imbalances ErbB4 inhibitory networks and disrupts hippocampal gamma oscillation. Transl Psychiatry. 2017-03-07 [PMID: 28267150] (IF/IHC, Mouse)



Novus Biologicals USA

10730 E. Briarwood Avenue
Centennial, CO 80112
USA
Phone: 303.730.1950
Toll Free: 1.888.506.6887
Fax: 303.730.1966
nb-customerservice@bio-techne.com

Bio-Techne Canada

21 Canmotor Ave
Toronto, ON M8Z 4E6
Canada
Phone: 905.827.6400
Toll Free: 855.668.8722
Fax: 905.827.6402
canada.inquires@bio-techne.com

Bio-Techne Ltd

19 Barton Lane
Abingdon Science Park
Abingdon, OX14 3NB, United Kingdom
Phone: (44) (0) 1235 529449
Free Phone: 0800 37 34 15
Fax: (44) (0) 1235 533420
info.EMEA@bio-techne.com

General Contact Information

www.novusbio.com
Technical Support: nb-technical@bio-techne.com
Orders: nb-customerservice@bio-techne.com
General: novus@novusbio.com

Limitations

This product is for research use only and is not approved for use in humans or in clinical diagnosis. Primary Antibodies are guaranteed for 1 year from date of receipt.

For more information on our 100% guarantee, please visit www.novusbio.com/guarantee

Earn gift cards/discounts by submitting a review: www.novusbio.com/reviews/submit/NB120-3104

Earn gift cards/discounts by submitting a publication using this product:

www.novusbio.com/publications

