

# Product Datasheet

## NT-proBNP Antibody (11D1cc) - BSA Free NB120-13059

Unit Size: 0.2 mg

Store at 4C. Do not freeze.

[www.novusbio.com](http://www.novusbio.com)



[technical@novusbio.com](mailto:technical@novusbio.com)

Protocols, Publications, Related Products, Reviews, Research Tools and Images at:  
[www.novusbio.com/NB120-13059](http://www.novusbio.com/NB120-13059)

Updated 9/9/2025 v.20.1

Earn rewards for product  
reviews and publications.

Submit a publication at [www.novusbio.com/publications](http://www.novusbio.com/publications)

Submit a review at [www.novusbio.com/reviews/destination/NB120-13059](http://www.novusbio.com/reviews/destination/NB120-13059)



**NB120-13059**

NT-proBNP Antibody (11D1cc) - BSA Free

Product Information	
Unit Size	0.2 mg
Concentration	Concentrations vary lot to lot. See vial label for concentration. If unlisted please contact technical services.
Storage	Store at 4C. Do not freeze.
Clonality	Monoclonal
Clone	11D1cc
Preservative	0.09% Sodium Azide
Isotype	IgG1
Purity	Protein A purified
Buffer	PBS (pH 7.4)
Target Molecular Weight	15 kDa

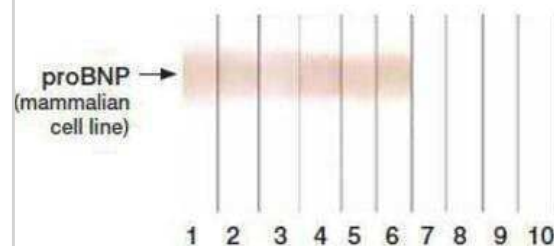
Product Description	
Description	Novus Biologicals Mouse NT-proBNP Antibody (11D1cc) - BSA Free (NB120-13059) is a monoclonal antibody validated for use in WB and ELISA. All Novus Biologicals antibodies are covered by our 100% guarantee.
Host	Mouse
Gene ID	4879
Gene Symbol	NPPB
Species	Human
Specificity/Sensitivity	Human NT-proBNP and proBNP.
Immunogen	Hybridoma clone has been derived from hybridization of Sp2/0 myeloma cells with spleen cells of Balb/c mice immunized with synthetic NT-proBNP, corresponding to a.a.r. 28-45, conjugated with carrier protein.

Product Application Details	
Applications	Western Blot, ELISA
Recommended Dilutions	Western Blot 1:100-1:2000, ELISA 1:100-1:2000

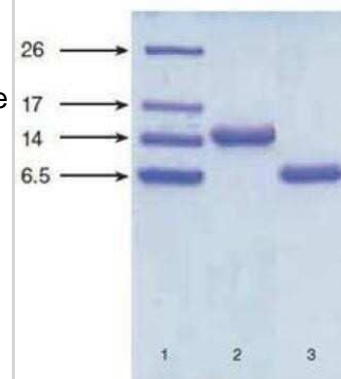


## Images

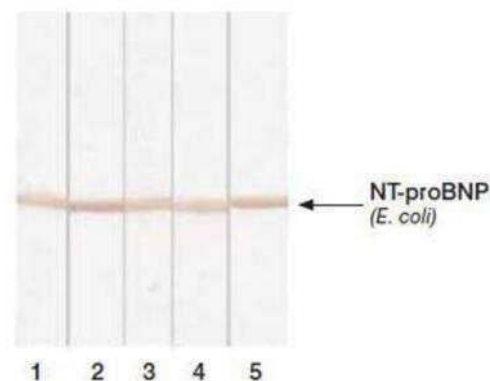
Western Blot: proBNP Antibody (11D1) [NB120-13059] - Detection of human recombinant proBNP expressed in mammalian cells in Western blotting by different monoclonal antibodies after Tricine-SDS gel electrophoresis. Lanes: 1 - MAb 5B61-12; 2 - 29D125-12; 3 - 15F1113-24; 4 - 13G1213-20; 5 - 18H513-20; 6 - 16F313-20; 7 - 11D131-39; 8 - 15D748-56; 9 - 15C463-71; 10 - 24E1167-76. Antigen: recombinant proBNP expressed in mammalian cells 0.15 ug/line. MAbs 11D131-39, 15D748-56, 15C463-71 and 24E1167-76 does not recognize glycosylated proBNP expressed in the mammalian cell line.



Western Blot: proBNP Antibody (11D1) [NB120-13059] - Tricine-SDS-PAGE in reducing conditions of recombinant NT-proBNP and proBNP expressed in *E. coli*. Lane 1: low molecular weight standards (Bio-Rad) Lane 2: proBNP, 3 ug Lane 3: NT-proBNP, 3 ug Gel staining: Coomassie brilliant blue R-250.



Western Blot: proBNP Antibody (11D1) [NB120-13059] - Detection of human recombinant NT-proBNP expressed in *E. coli* in Western blotting by different monoclonal antibodies after Tricine- SDS gel electrophoresis. Lanes: 1 - MAb 5B61-12; 2 - 15F1113-24; 3 - 11D131-39; 4 - 15D748-56; 5 - 24E1167-76. Antigen: recombinant NT-proBNP expressed in *E. coli*, 2.5 ug/well.





### **Novus Biologicals USA**

10730 E. Briarwood Avenue  
Centennial, CO 80112  
USA  
Phone: 303.730.1950  
Toll Free: 1.888.506.6887  
Fax: 303.730.1966  
nb-customerservice@bio-techne.com

### **Bio-Techne Canada**

21 Canmotor Ave  
Toronto, ON M8Z 4E6  
Canada  
Phone: 905.827.6400  
Toll Free: 855.668.8722  
Fax: 905.827.6402  
canada.inquires@bio-techne.com

### **Bio-Techne Ltd**

19 Barton Lane  
Abingdon Science Park  
Abingdon, OX14 3NB, United Kingdom  
Phone: (44) (0) 1235 529449  
Free Phone: 0800 37 34 15  
Fax: (44) (0) 1235 533420  
info.EMEA@bio-techne.com

### **General Contact Information**

www.novusbio.com  
Technical Support: nb-technical@bio-techne.com  
Orders: nb-customerservice@bio-techne.com  
General: novus@novusbio.com

### **Products Related to NB120-13059**

---

NBP2-33376H	Blue Marker Antibody (6F4-F6) [HRP]
HAF007	Goat anti-Mouse IgG Secondary Antibody [HRP]
NB7539	Goat anti-Mouse IgG (H+L) Secondary Antibody [HRP]
NBP1-97005-0.5mg	Mouse IgG1 Isotype Control (MG1)

---

### **Limitations**

This product is for research use only and is not approved for use in humans or in clinical diagnosis. Primary Antibodies are guaranteed for 1 year from date of receipt.

For more information on our 100% guarantee, please visit [www.novusbio.com/guarantee](http://www.novusbio.com/guarantee)

Earn gift cards/discounts by submitting a review: [www.novusbio.com/reviews/submit/NB120-13059](http://www.novusbio.com/reviews/submit/NB120-13059)

Earn gift cards/discounts by submitting a publication using this product:  
[www.novusbio.com/publications](http://www.novusbio.com/publications)

