

Product Datasheet

VE-Cadherin Antibody (MM0012-8A03) - Azide and BSA Free NB110-60978

Unit Size: 0.1 mg

Aliquot and store at -20C or -80C. Avoid freeze-thaw cycles.

www.novusbio.com



technical@novusbio.com

Protocols, Publications, Related Products, Reviews, Research Tools and Images at:
www.novusbio.com/NB110-60978

Updated 9/9/2025 v.20.1

Earn rewards for product reviews and publications.

Submit a publication at www.novusbio.com/publications

Submit a review at www.novusbio.com/reviews/destination/NB110-60978



NB110-60978

VE-Cadherin Antibody (MM0012-8A03) - Azide and BSA Free

Product Information	
Unit Size	0.1 mg
Concentration	LYOPH mg/ml
Storage	Aliquot and store at -20C or -80C. Avoid freeze-thaw cycles.
Clonality	Monoclonal
Clone	MM0012-8A03
Preservative	No Preservative
Reconstitution Instructions	Reconstitute with sterilized PBS to a final concentration of 0.2 mg/ml.
Isotype	IgG1
Purity	Protein G purified
Buffer	Lyophilized from a 0.2 um filtered solution in PBS. 0.025 mg size is provided in liquid form, PBS

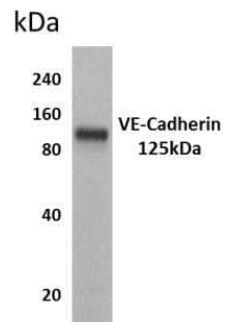
Product Description	
Description	Novus Biologicals Mouse VE-Cadherin Antibody (MM0012-8A03) - Azide and BSA Free (NB110-60978) is a monoclonal antibody validated for use in IHC, WB and ELISA. All Novus Biologicals antibodies are covered by our 100% guarantee.
Host	Mouse
Gene ID	1003
Gene Symbol	CDH5
Species	Human
Marker	Endothelial Cell Marker
Specificity/Sensitivity	In western blots this antibody shown no cross-reactivity with E-Cadherin, and P-Cadherin.
Immunogen	Human recombinant VE-Cadherin (extracellular domain)

Product Application Details	
Applications	Western Blot, Immunohistochemistry-Paraffin, ELISA, Immunohistochemistry
Recommended Dilutions	Western Blot 1:1000-1:2000, ELISA 1:1000-3000, Immunohistochemistry 1:100-1:200, Immunohistochemistry-Paraffin 1:100-1:200



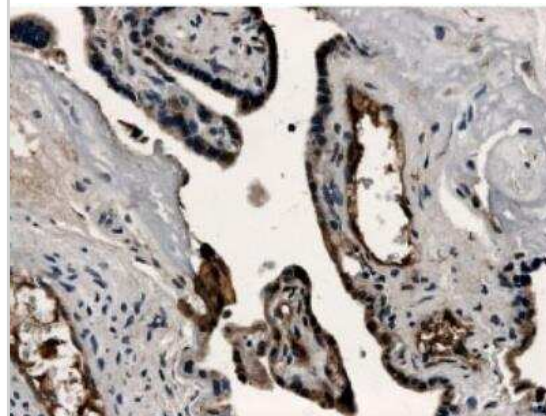
Images

Western Blot: VE-Cadherin Antibody (MM0012-8A03) - Azide and BSA Free [NB110-60978] - Lysates of HUVECs with Mouse anti-Human VE-Cadherin (MM0012-8A03) antibody.

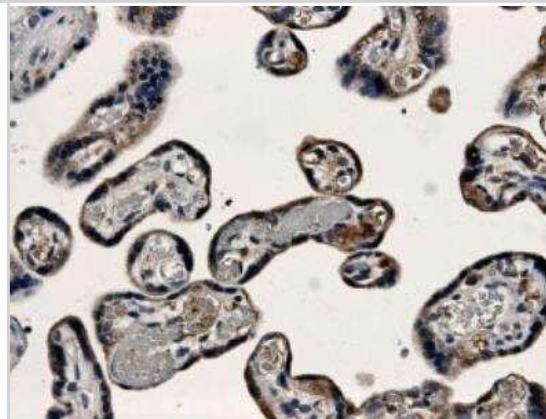


Lysates of HUVECs

Immunohistochemistry-Paraffin: VE-Cadherin Antibody (MM0012-8A03) [NB110-60978] - Formalin fixed and paraffin embedded human placental tissue section is subjected to IHC with anti human VE-Cadherin



Immunohistochemistry-Paraffin: VE-Cadherin Antibody (MM0012-8A03) [NB110-60978] - Formalin fixed and paraffin embedded human placental tissue section is subjected to IHC with anti human VE-Cadherin





Novus Biologicals USA

10730 E. Briarwood Avenue
Centennial, CO 80112
USA
Phone: 303.730.1950
Toll Free: 1.888.506.6887
Fax: 303.730.1966
nb-customerservice@bio-techne.com

Bio-Techne Canada

21 Canmotor Ave
Toronto, ON M8Z 4E6
Canada
Phone: 905.827.6400
Toll Free: 855.668.8722
Fax: 905.827.6402
canada.inquires@bio-techne.com

Bio-Techne Ltd

19 Barton Lane
Abingdon Science Park
Abingdon, OX14 3NB, United Kingdom
Phone: (44) (0) 1235 529449
Free Phone: 0800 37 34 15
Fax: (44) (0) 1235 533420
info.EMEA@bio-techne.com

General Contact Information

www.novusbio.com
Technical Support: nb-technical@bio-techne.com
Orders: nb-customerservice@bio-techne.com
General: novus@novusbio.com

Products Related to NB110-60978

NBP2-33376H	Blue Marker Antibody (6F4-F6) [HRP]
HAF007	Goat anti-Mouse IgG Secondary Antibody [HRP]
NB7539	Goat anti-Mouse IgG (H+L) Secondary Antibody [HRP]
NBP1-97005-0.5mg	Mouse IgG1 Isotype Control (MG1)

Limitations

This product is for research use only and is not approved for use in humans or in clinical diagnosis. Primary Antibodies are guaranteed for 1 year from date of receipt.

For more information on our 100% guarantee, please visit www.novusbio.com/guarantee

Earn gift cards/discounts by submitting a review: www.novusbio.com/reviews/submit/NB110-60978

Earn gift cards/discounts by submitting a publication using this product:
www.novusbio.com/publications

