

Product Datasheet

ERK2 Antibody (4C11) - BSA Free NB110-60506

Unit Size: 0.1 ml

Store at 4C short term. Aliquot and store at -20C long term. Avoid freeze-thaw cycles.

www.novusbio.com



technical@novusbio.com

Protocols, Publications, Related Products, Reviews, Research Tools and Images at:
www.novusbio.com/NB110-60506

Updated 1/19/2026 v.20.1

Earn rewards for product
reviews and publications.

Submit a publication at www.novusbio.com/publications

Submit a review at www.novusbio.com/reviews/destination/NB110-60506



NB110-60506**ERK2 Antibody (4C11) - BSA Free**

Product Information	
Unit Size	0.1 ml
Concentration	1 mg/ml
Storage	Store at 4C short term. Aliquot and store at -20C long term. Avoid freeze-thaw cycles.
Clonality	Monoclonal
Clone	4C11
Preservative	0.03% Sodium Azide
Isotype	IgG2a
Purity	Protein G purified
Buffer	PBS
Target Molecular Weight	41 kDa

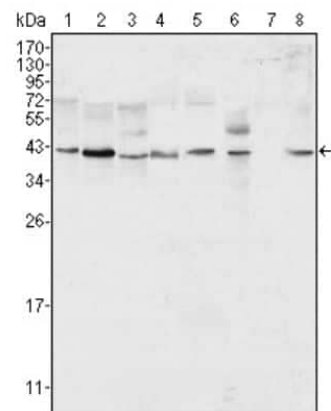
Product Description	
Description	Novus Biologicals Mouse ERK2 Antibody (4C11) - BSA Free (NB110-60506) is a monoclonal antibody validated for use in IHC, WB, ELISA and ICC/IF. All Novus Biologicals antibodies are covered by our 100% guarantee.
Host	Mouse
Gene ID	5594
Gene Symbol	MAPK1
Species	Human, Mouse, Monkey
Reactivity Notes	Please note that this antibody is reactive to Mouse and derived from the same host, Mouse. Additional Mouse on Mouse blocking steps may be required for IHC and ICC experiments. Please contact Technical Support for more information.
Immunogen	Purified recombinant fragment of human ERK2 expressed in E. Coli.

Product Application Details	
Applications	Western Blot, Immunohistochemistry-Paraffin, ELISA, Immunocytochemistry/Immunofluorescence, Immunohistochemistry
Recommended Dilutions	Western Blot 1:500 - 1:2000, ELISA 1:10000, Immunohistochemistry 1:10-1:500, Immunocytochemistry/ Immunofluorescence 1:200 - 1:1000, Immunohistochemistry-Paraffin 1:200-1:1000

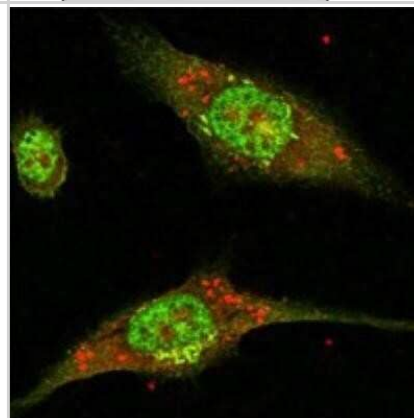


Images

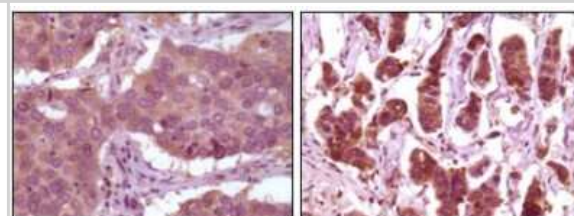
Western Blot: ERK2 Antibody (4C11) [NB110-60506] - Analysis using ERK2 mouse mAb against HeLa (1), NIH/3T3 (2), MCF-7 (3), HEK293 (4), Jurkat (5), A549 (6), NTERA-2 (7) and SMMC-7721 (8) cell lysate.



Immunocytochemistry/Immunofluorescence: ERK2 Antibody (4C11) [NB110-60506] - Analysis of Eca-109 cells using ERK2 mouse mAb (green).



Immunohistochemistry-Paraffin: ERK2 Antibody (4C11) [NB110-60506] - Analysis of human lung carcinoma (left) and breast carcinoma (right) showing cytoplasmic localization using ERK2 mouse mAb with DAB staining.





Novus Biologicals USA

10730 E. Briarwood Avenue
Centennial, CO 80112
USA
Phone: 303.730.1950
Toll Free: 1.888.506.6887
Fax: 303.730.1966
nb-customerservice@bio-techne.com

Bio-Techne Canada

21 Canmotor Ave
Toronto, ON M8Z 4E6
Canada
Phone: 905.827.6400
Toll Free: 855.668.8722
Fax: 905.827.6402
canada.inquires@bio-techne.com

Bio-Techne Ltd

19 Barton Lane
Abingdon Science Park
Abingdon, OX14 3NB, United Kingdom
Phone: (44) (0) 1235 529449
Free Phone: 0800 37 34 15
Fax: (44) (0) 1235 533420
info.EMEA@bio-techne.com

General Contact Information

www.novusbio.com
Technical Support: nb-technical@bio-techne.com
Orders: nb-customerservice@bio-techne.com
General: novus@novusbio.com

Products Related to NB110-60506

NBL1-12865	ERK2 Overexpression Lysate
NBP2-33376H	Blue Marker Antibody (6F4-F6) [HRP]
HAF007	Goat anti-Mouse IgG Secondary Antibody [HRP]
NB7539	Goat anti-Mouse IgG (H+L) Secondary Antibody [HRP]
NBP1-96778	Mouse IgG2a Isotype Control (M2A)

Limitations

This product is for research use only and is not approved for use in humans or in clinical diagnosis. Primary Antibodies are guaranteed for 1 year from date of receipt.

For more information on our 100% guarantee, please visit www.novusbio.com/guarantee

Earn gift cards/discounts by submitting a review: www.novusbio.com/reviews/submit/NB110-60506

Earn gift cards/discounts by submitting a publication using this product:

www.novusbio.com/publications

