

Product Datasheet

Pescadillo Antibody NB110-40548

Unit Size: 0.1 ml

Store at 4C. Do not freeze.

www.novusbio.com



technical@novusbio.com

Publications: 1

Protocols, Publications, Related Products, Reviews, Research Tools and Images at:
www.novusbio.com/NB110-40548

Updated 9/9/2025 v.20.1

Earn rewards for product
reviews and publications.

Submit a publication at www.novusbio.com/publications

Submit a review at www.novusbio.com/reviews/destination/NB110-40548



NB110-40548

Pescadillo Antibody

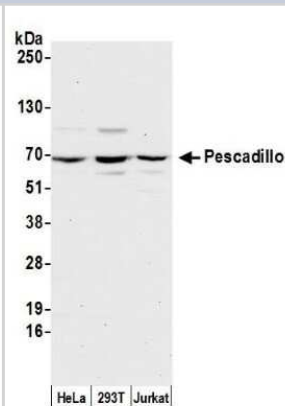
Product Information	
Unit Size	0.1 ml
Concentration	0.2 mg/ml
Storage	Store at 4C. Do not freeze.
Clonality	Polyclonal
Preservative	0.09% Sodium Azide
Isotype	IgG
Purity	Immunogen affinity purified
Buffer	TBS and 0.1% BSA

Product Description	
Description	Novus Biologicals Rabbit Pescadillo Antibody (NB110-40548) is a polyclonal antibody validated for use in IHC, WB and IP. Anti-Pescadillo Antibody: Cited in 1 publication. All Novus Biologicals antibodies are covered by our 100% guarantee.
Host	Rabbit
Gene ID	23481
Gene Symbol	PES1
Species	Human
Immunogen	The immunogen recognized by this antibody maps to a region between residue 535 and the C-terminus (residue 588) of human Pescadillo using the numbering given in entry NP_055118.1 (GeneID 23481).

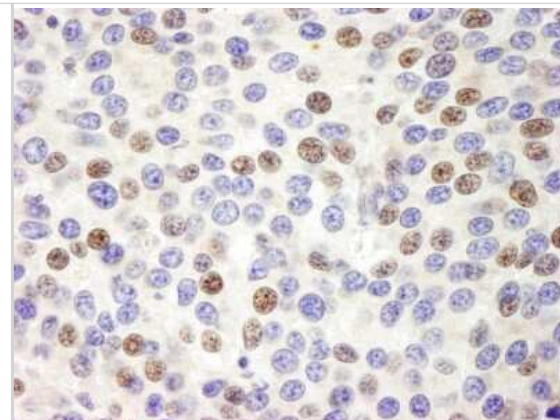
Product Application Details	
Applications	Western Blot, Immunohistochemistry-Paraffin, Immunohistochemistry, Immunoprecipitation
Recommended Dilutions	Western Blot 1:2000-1:10000, Immunohistochemistry 1:10-1:500, Immunoprecipitation 2-5 mcg/mg, Immunohistochemistry-Paraffin 1:100-1:500

Images

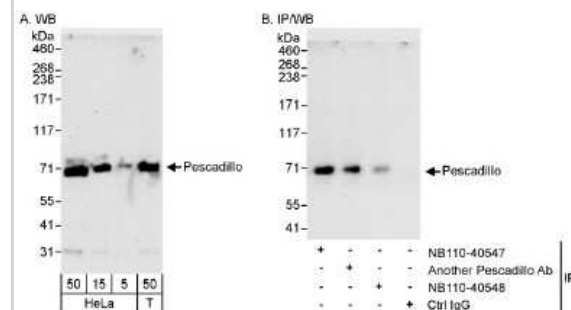
Western Blot: Pescadillo Antibody [NB110-40548] - Detection of human Pescadillo by western blot. Samples: Whole cell lysate (50 ug) from HeLa, HEK293T, and Jurkat cells prepared using NETN lysis buffer. Antibody: Affinity purified rabbit anti-Pescadillo antibody NB110-40548 used for WB at 0.1 ug/ml. Detection: Chemiluminescence with an exposure time of 30 seconds.



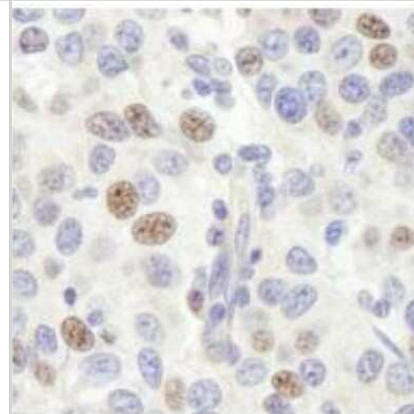
Immunohistochemistry: Pescadillo Antibody [NB110-40548] - Sample: FFPE section of human breast carcinoma. Antibody: Affinity purified rabbit anti- Pescadillo used at a dilution of 1:200 (1ug/ml). Detection: DAB



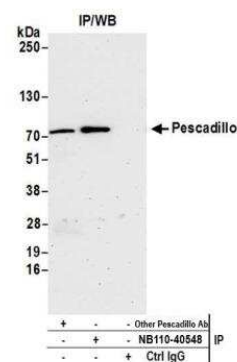
Western Blot: Pescadillo Antibody [NB110-40548] - Detection of Human Pescadillo on HeLa whole cell lysate using NB110-40548. Pescadillo was also immunoprecipitated by another rabbit anti-Pescadillo antibody and NB110-40548.



Immunohistochemistry-Paraffin: Pescadillo Antibody [NB110-40548] - FFPE section of human breast adenocarcinoma. Affinity purified rabbit anti-Pescadillo used at a dilution of 1:250.



Immunoprecipitation: Pescadillo Antibody [NB110-40548] - Detection of human Pescadillo by western blot of immunoprecipitates. Samples: Whole cell lysate (1.0 mg per IP reaction; 20% of IP loaded) from HeLa cells prepared using NETN lysis buffer. Antibodies: Affinity purified rabbit anti-Pescadillo antibody NB110-40548 used for IP at 3 ug per reaction. Pescadillo was also immunoprecipitated by another rabbit anti-Pescadillo antibody. For blotting immunoprecipitated Pescadillo, NB110-40548 was used at 1 ug/ml. Detection: Chemiluminescence with an exposure time of 75 seconds.



Publications

Li D, Yao C, Ding Z et al. Pescadillo ribosomal biogenesis factor 1 reduction suppresses tumour growth and renders chemosensitivity of head and neck squamous cell carcinoma Cancer medicine 2022-10-11 [PMID: 36217758] (IHC-P)



Novus Biologicals USA

10730 E. Briarwood Avenue
Centennial, CO 80112
USA
Phone: 303.730.1950
Toll Free: 1.888.506.6887
Fax: 303.730.1966
nb-customerservice@bio-techne.com

Bio-Techne Canada

21 Canmotor Ave
Toronto, ON M8Z 4E6
Canada
Phone: 905.827.6400
Toll Free: 855.668.8722
Fax: 905.827.6402
canada.inquires@bio-techne.com

Bio-Techne Ltd

19 Barton Lane
Abingdon Science Park
Abingdon, OX14 3NB, United Kingdom
Phone: (44) (0) 1235 529449
Free Phone: 0800 37 34 15
Fax: (44) (0) 1235 533420
info.EMEA@bio-techne.com

General Contact Information

www.novusbio.com
Technical Support: nb-technical@bio-techne.com
Orders: nb-customerservice@bio-techne.com
General: novus@novusbio.com

Products Related to NB110-40548

NBP2-33376H	Blue Marker Antibody (6F4-F6) [HRP]
HAF008	Goat anti-Rabbit IgG Secondary Antibody [HRP]
NB7160	Goat anti-Rabbit IgG (H+L) Secondary Antibody [HRP]
NBP2-24891	Rabbit IgG Isotype Control

Limitations

This product is for research use only and is not approved for use in humans or in clinical diagnosis. Primary Antibodies are guaranteed for 1 year from date of receipt.

For more information on our 100% guarantee, please visit www.novusbio.com/guarantee

Earn gift cards/discounts by submitting a review: www.novusbio.com/reviews/submit/NB110-40548

Earn gift cards/discounts by submitting a publication using this product:
www.novusbio.com/publications

