

# Product Datasheet

## TRAPPC1 Antibody - Azide and BSA Free NB100-98811

Unit Size: 0.5 mg

Store at 4C short term. Aliquot and store at -20C long term. Avoid freeze-thaw cycles.

[www.novusbio.com](http://www.novusbio.com)



[technical@novusbio.com](mailto:technical@novusbio.com)

Protocols, Publications, Related Products, Reviews, Research Tools and Images at:  
[www.novusbio.com/NB100-98811](http://www.novusbio.com/NB100-98811)

Updated 9/9/2025 v.20.1

Earn rewards for product  
reviews and publications.

Submit a publication at [www.novusbio.com/publications](http://www.novusbio.com/publications)

Submit a review at [www.novusbio.com/reviews/destination/NB100-98811](http://www.novusbio.com/reviews/destination/NB100-98811)



**NB100-98811**

TRAPPC1 Antibody - Azide and BSA Free

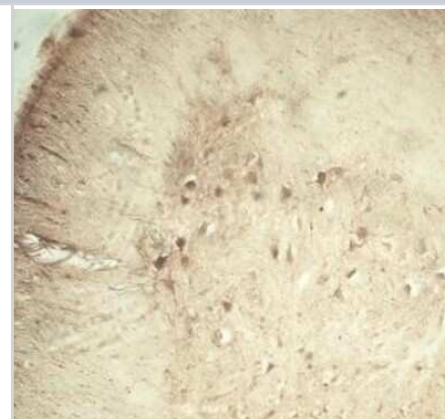
Product Information	
Unit Size	0.5 mg
Concentration	LYOPH mg/ml
Storage	Store at 4C short term. Aliquot and store at -20C long term. Avoid freeze-thaw cycles.
Clonality	Polyclonal
Preservative	No Preservative
Reconstitution Instructions	Reconstitute 0.5 mg size in 0.5 ml of sterile water. Centrifuge to remove any insoluble material. Glycerol may be added (1:1) for additional stability. Please note the 0.1 mg size is provided in reconstituted format.
Isotype	IgG
Purity	Ammonium sulfate precipitation
Buffer	Lyophilized from PBS

Product Description	
Description	Novus Biologicals Rabbit TRAPPC1 Antibody - Azide and BSA Free (NB100-98811) is a polyclonal antibody validated for use in IHC and WB. All Novus Biologicals antibodies are covered by our 100% guarantee.
Host	Rabbit
Gene ID	58485
Gene Symbol	TRAPPC1
Species	Human, Mouse, Rat
Immunogen	A synthetic peptide from human TRAPPC1 conjugated to an immunogenic carrier protein was used as the antigen. The peptide is homologous with the corresponding sequence in mouse, rat and chicken.

Product Application Details	
Applications	Western Blot, Immunohistochemistry-Paraffin, Immunohistochemistry, Immunohistochemistry-Frozen
Recommended Dilutions	Western Blot 10-50 ug/ml, Immunohistochemistry 10-50 ug/ml, Immunohistochemistry-Paraffin 10-50 ug/ml, Immunohistochemistry-Frozen 10-50 ug/ml

**Images**

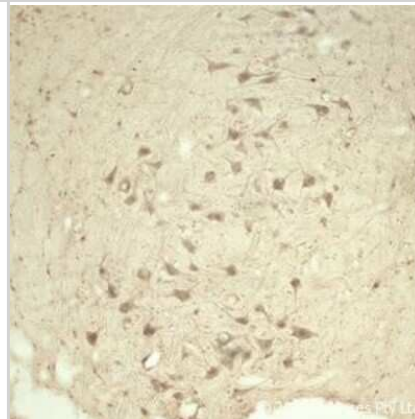
Immunohistochemistry: TRAPPC1 Antibody [NB100-98811] - IHC on rat spinal cord using Rabbit antibody to TPPC1 at 1 : 2000 dilution. Pre-absorption of the antibody with the immunising peptide completely abolishes the immunostaining (not shown).



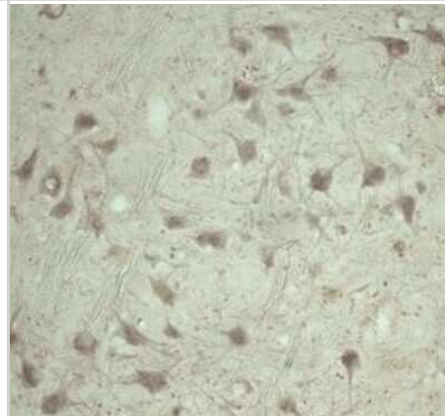
Immunohistochemistry: TRAPPC1 Antibody [NB100-98811] - IHC on rat spinal cord using Rabbit antibody to TPPC1 at 1 : 2000 dilution. Pre-absorption of the antibody with the immunising peptide completely abolishes the immunostaining (not shown).



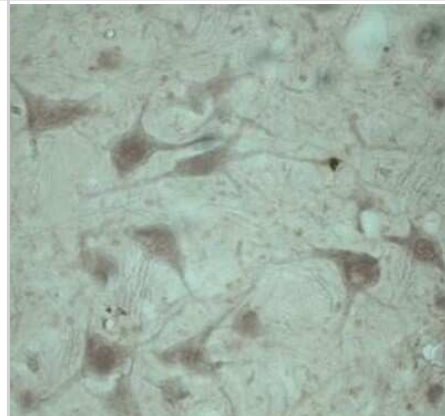
Immunohistochemistry: TRAPPC1 Antibody [NB100-98811] - IHC on rat spinal cord using Rabbit antibody to TPPC1 at 1 : 2000 dilution. Pre-absorption of the antibody with the immunising peptide completely abolishes the immunostaining (not shown).



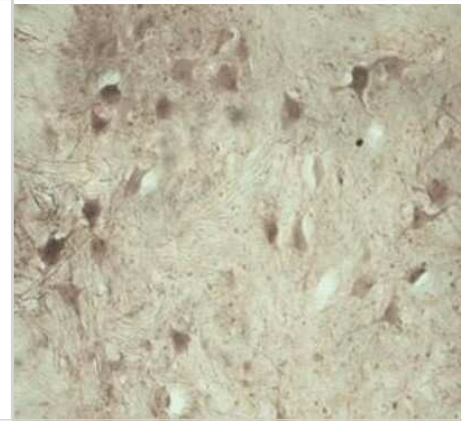
Immunohistochemistry: TRAPPC1 Antibody [NB100-98811] - IHC on rat spinal cord using Rabbit antibody to TPPC1 at 1 : 2000 dilution. Pre-absorption of the antibody with the immunising peptide completely abolishes the immunostaining (not shown).



Immunohistochemistry: TRAPPC1 Antibody [NB100-98811] - IHC on rat spinal cord using Rabbit antibody to TPPC1 at 1 : 2000 dilution. Pre-absorption of the antibody with the immunising peptide completely abolishes the immunostaining (not shown).



Immunohistochemistry: TRAPPC1 Antibody [NB100-98811] - IHC on rat spinal cord using Rabbit antibody to TPPC1 at 1 : 2000 dilution. Pre-absorption of the antibody with the immunising peptide completely abolishes the immunostaining (not shown).





### **Novus Biologicals USA**

10730 E. Briarwood Avenue  
Centennial, CO 80112  
USA  
Phone: 303.730.1950  
Toll Free: 1.888.506.6887  
Fax: 303.730.1966  
nb-customerservice@bio-techne.com

### **Bio-Techne Canada**

21 Canmotor Ave  
Toronto, ON M8Z 4E6  
Canada  
Phone: 905.827.6400  
Toll Free: 855.668.8722  
Fax: 905.827.6402  
canada.inquires@bio-techne.com

### **Bio-Techne Ltd**

19 Barton Lane  
Abingdon Science Park  
Abingdon, OX14 3NB, United Kingdom  
Phone: (44) (0) 1235 529449  
Free Phone: 0800 37 34 15  
Fax: (44) (0) 1235 533420  
info.EMEA@bio-techne.com

### **General Contact Information**

www.novusbio.com  
Technical Support: nb-technical@bio-techne.com  
Orders: nb-customerservice@bio-techne.com  
General: novus@novusbio.com

### **Products Related to NB100-98811**

---

NBL1-17256	TRAPPC1 Overexpression Lysate
NBP2-33376H	Blue Marker Antibody (6F4-F6) [HRP]
HAF008	Goat anti-Rabbit IgG Secondary Antibody [HRP]
NB7160	Goat anti-Rabbit IgG (H+L) Secondary Antibody [HRP]
NBP2-24891	Rabbit IgG Isotype Control

---

### **Limitations**

This product is for research use only and is not approved for use in humans or in clinical diagnosis. Primary Antibodies are guaranteed for 1 year from date of receipt.

For more information on our 100% guarantee, please visit [www.novusbio.com/guarantee](http://www.novusbio.com/guarantee)

Earn gift cards/discounts by submitting a review: [www.novusbio.com/reviews/submit/NB100-98811](http://www.novusbio.com/reviews/submit/NB100-98811)

Earn gift cards/discounts by submitting a publication using this product:  
[www.novusbio.com/publications](http://www.novusbio.com/publications)

