

# Product Datasheet

## PPP2R5A Antibody NB100-847

Unit Size: 0.1 mg

Store at -20C. Avoid freeze-thaw cycles.

[www.novusbio.com](http://www.novusbio.com)



[technical@novusbio.com](mailto:technical@novusbio.com)

### Publications: 1

Protocols, Publications, Related Products, Reviews, Research Tools and Images at:  
[www.novusbio.com/NB100-847](http://www.novusbio.com/NB100-847)

Updated 9/9/2025 v.20.1

Earn rewards for product  
reviews and publications.

Submit a publication at [www.novusbio.com/publications](http://www.novusbio.com/publications)

Submit a review at [www.novusbio.com/reviews/destination/NB100-847](http://www.novusbio.com/reviews/destination/NB100-847)



**NB100-847**

## PPP2R5A Antibody

Product Information	
Unit Size	0.1 mg
Concentration	0.5 mg/ml
Storage	Store at -20C. Avoid freeze-thaw cycles.
Clonality	Polyclonal
Preservative	0.02% Sodium Azide
Isotype	IgG
Purity	Immunogen affinity purified
Buffer	Tris saline (20 mM Tris pH 7.3, 150 mM NaCl), 0.5% BSA
Target Molecular Weight	56 kDa

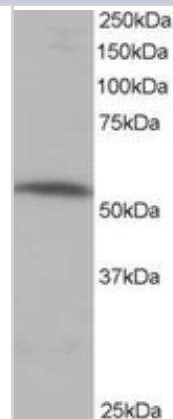
Product Description	
Description	Novus Biologicals Goat PPP2R5A Antibody (NB100-847) is a polyclonal antibody validated for use in IHC, WB and ELISA. Anti-PPP2R5A Antibody: Cited in 1 publication. All Novus Biologicals antibodies are covered by our 100% guarantee.
Host	Goat
Gene ID	5525
Gene Symbol	PPP2R5A
Species	Human
Immunogen	Peptide with sequence C-AYNMHSILSNTSAE corresponding to C-Terminus according to NP_006234.1.

Product Application Details	
Applications	Western Blot, Immunohistochemistry-Paraffin, Immunohistochemistry, Peptide ELISA
Recommended Dilutions	Western Blot 0.5 - 2 ug/mL, Immunohistochemistry 5 ug/mL, Immunohistochemistry-Paraffin 5 ug/mL, Peptide ELISA Detection limit 1:32000
Application Notes	WB: Approx. 55 kDa band observed in human heart and skeletal muscle lysate (calculated MW of 56.2 kDa band according to NP_006234.1). IHC-P: Human heart shows textured cytoplasm staining in cardiomyocytes.

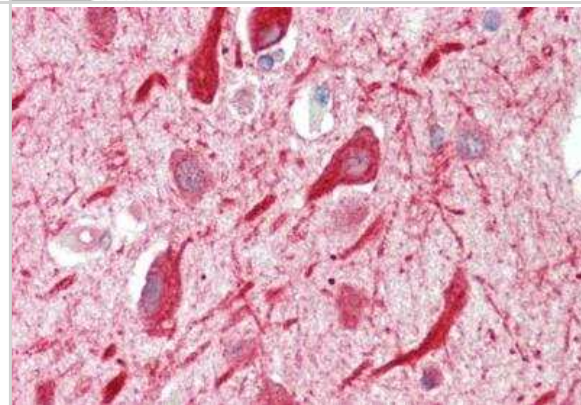


## Images

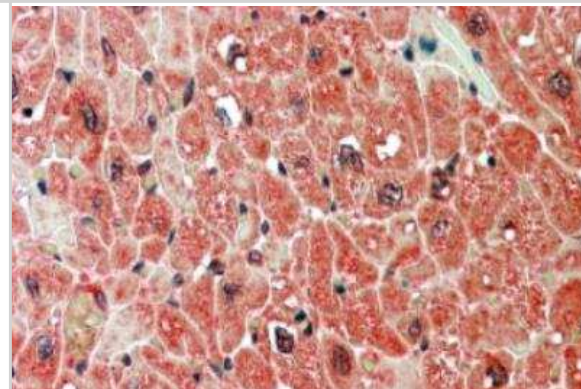
Western Blot: PPP2R5A Antibody [NB100-847] - Staining of human muscle lysate (RIPA buffer, 35 ug total protein per lane). Antibody at 0.5 ug/mL. Primary incubated for 1 hour. Detected by Western blot using chemiluminescence.



Immunohistochemistry-Paraffin: PPP2R5A Antibody [NB100-847] - Staining of paraffin embedded Human Cortex. Antibody at 5 ug/mL. Steamed antigen retrieval with citrate buffer pH 6, AP-staining.



Immunohistochemistry-Paraffin: PPP2R5A Antibody [NB100-847] - Staining of paraffin embedded Human Heart. Antibody at 5 ug/mL. Steamed antigen retrieval with citrate buffer pH 6, AP-staining.



## Publications

McCright B, Virshup DM. Identification of a new family of protein phosphatase 2A regulatory subunits. *J Biol Chem* 1995-11-03 [PMID: 7592815]



### **Novus Biologicals USA**

10730 E. Briarwood Avenue  
Centennial, CO 80112  
USA  
Phone: 303.730.1950  
Toll Free: 1.888.506.6887  
Fax: 303.730.1966  
nb-customerservice@bio-techne.com

### **Bio-Techne Canada**

21 Canmotor Ave  
Toronto, ON M8Z 4E6  
Canada  
Phone: 905.827.6400  
Toll Free: 855.668.8722  
Fax: 905.827.6402  
canada.inquires@bio-techne.com

### **Bio-Techne Ltd**

19 Barton Lane  
Abingdon Science Park  
Abingdon, OX14 3NB, United Kingdom  
Phone: (44) (0) 1235 529449  
Free Phone: 0800 37 34 15  
Fax: (44) (0) 1235 533420  
info.EMEA@bio-techne.com

### **General Contact Information**

www.novusbio.com  
Technical Support: nb-technical@bio-techne.com  
Orders: nb-customerservice@bio-techne.com  
General: novus@novusbio.com

### **Products Related to NB100-847**

---

NB820-59217	Human Heart Whole Tissue Lysate (Adult Whole Normal)
NBP2-33376H	Blue Marker Antibody (6F4-F6) [HRP]
HAF017	Rabbit anti-Goat IgG Secondary Antibody [HRP (Horseradish Peroxidase)]
HAF109	Donkey anti-Goat IgG Secondary Antibody [HRP (Horseradish Peroxidase)]
NB410-28088-1mg	Goat IgG Isotype Control

---

### **Limitations**

This product is for research use only and is not approved for use in humans or in clinical diagnosis. Primary Antibodies are guaranteed for 1 year from date of receipt.

For more information on our 100% guarantee, please visit [www.novusbio.com/guarantee](http://www.novusbio.com/guarantee)

Earn gift cards/discounts by submitting a review: [www.novusbio.com/reviews/submit/NB100-847](http://www.novusbio.com/reviews/submit/NB100-847)

Earn gift cards/discounts by submitting a publication using this product:  
[www.novusbio.com/publications](http://www.novusbio.com/publications)



