

Product Datasheet

PP2A alpha Antibody NB100-844

Unit Size: 0.1 mg

Store at -20C. Avoid freeze-thaw cycles.

www.novusbio.com



technical@novusbio.com

Publications: 1

Protocols, Publications, Related Products, Reviews, Research Tools and Images at:
www.novusbio.com/NB100-844

Updated 9/9/2025 v.20.1

Earn rewards for product
reviews and publications.

Submit a publication at www.novusbio.com/publications

Submit a review at www.novusbio.com/reviews/destination/NB100-844



NB100-844**PP2A alpha Antibody**

Product Information	
Unit Size	0.1 mg
Concentration	0.5 mg/ml
Storage	Store at -20C. Avoid freeze-thaw cycles.
Clonality	Polyclonal
Preservative	0.02% Sodium Azide
Isotype	IgG
Purity	Immunogen affinity purified
Buffer	Tris saline (20 mM Tris pH 7.3, 150 mM NaCl), 0.5% BSA

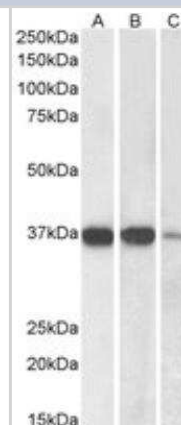
Product Description	
Description	Novus Biologicals Goat PP2A alpha Antibody (NB100-844) is a polyclonal antibody validated for use in IHC, WB and ELISA. Anti-PP2A alpha Antibody: Cited in 1 publication. All Novus Biologicals antibodies are covered by our 100% guarantee.
Host	Goat
Gene ID	5515
Gene Symbol	PPP2CA
Species	Human, Mouse, Rat, Porcine
Specificity/Sensitivity	Two variants NP_001009552.1 and NP_004147.1 represent identical protein.
Immunogen	Peptide with sequence C-EPHVTRRTPDYFL corresponding to C-Terminus according to NP_004147.1.

Product Application Details	
Applications	Western Blot, Immunohistochemistry-Paraffin, Immunohistochemistry, Peptide ELISA
Recommended Dilutions	Western Blot 1 - 3 ug/mL, Immunohistochemistry, Immunohistochemistry-Paraffin 10 ug/mL, Peptide ELISA Detection limit 1:128000
Application Notes	WB: Approx. 36 kDa band observed in human brain (cerebellum), mouse, rat and porcine brain lysates (calculated MW of 35.6 kDa band according to human NP_002706.1, mouse NP_062284.1, rat NP_058735.1 and porcine NP_999531.1).

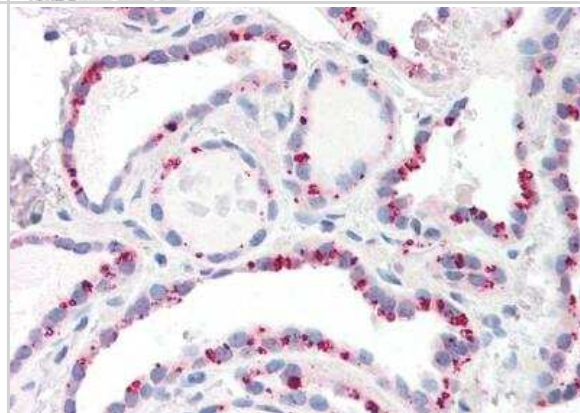


Images

Western Blot: PP2A alpha Antibody [NB100-844] - Staining of Mouse (A), Rat (B) and Pig (C) Brain lysate (35 ug protein in RIPA buffer). Antibody at 0.03 ug/mL. Detected by chemiluminescence.



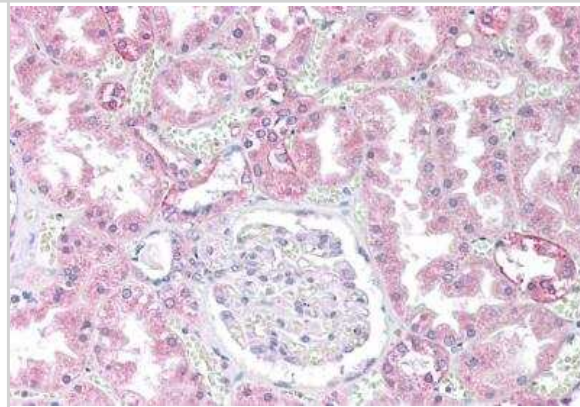
Immunohistochemistry-Paraffin: PP2A alpha Antibody [NB100-844] - Staining of paraffin embedded Human Thyroid. Antibody at 10 ug/mL. Steamed antigen retrieval with citrate buffer pH 6, AP-staining.



Western Blot: PP2A alpha Antibody [NB100-844] - Staining of Human Cerebellum lysate (35 ug protein in RIPA buffer). Antibody at 0.1 ug/mL. Detected by chemiluminescence.



Immunohistochemistry-Paraffin: PP2A alpha Antibody [NB100-844] - Staining of paraffin embedded Human Kidney. Antibody at 10 ug/mL. Steamed antigen retrieval with citrate buffer pH 6, AP-staining.



Publications

Hemmings BA, Wernet W, Mayer R et al. The nucleotide sequence of the cDNA encoding the human lung protein phosphatase 2A beta catalytic subunit. Nucleic Acids Res 1988-12-09 [PMID: 2849765]



Novus Biologicals USA

10730 E. Briarwood Avenue
Centennial, CO 80112
USA
Phone: 303.730.1950
Toll Free: 1.888.506.6887
Fax: 303.730.1966
nb-customerservice@bio-techne.com

Bio-Techne Canada

21 Canmotor Ave
Toronto, ON M8Z 4E6
Canada
Phone: 905.827.6400
Toll Free: 855.668.8722
Fax: 905.827.6402
canada.inquires@bio-techne.com

Bio-Techne Ltd

19 Barton Lane
Abingdon Science Park
Abingdon, OX14 3NB, United Kingdom
Phone: (44) (0) 1235 529449
Free Phone: 0800 37 34 15
Fax: (44) (0) 1235 533420
info.EMEA@bio-techne.com

General Contact Information

www.novusbio.com
Technical Support: nb-technical@bio-techne.com
Orders: nb-customerservice@bio-techne.com
General: novus@novusbio.com

Products Related to NB100-844

NBL1-14689	PP2A alpha Overexpression Lysate
HAF017	Rabbit anti-Goat IgG Secondary Antibody [HRP (Horseradish Peroxidase)]
HAF109	Donkey anti-Goat IgG Secondary Antibody [HRP (Horseradish Peroxidase)]
NB410-28088-1mg	Goat IgG Isotype Control

Limitations

This product is for research use only and is not approved for use in humans or in clinical diagnosis. Primary Antibodies are guaranteed for 1 year from date of receipt.

For more information on our 100% guarantee, please visit www.novusbio.com/guarantee

Earn gift cards/discounts by submitting a review: www.novusbio.com/reviews/submit/NB100-844

Earn gift cards/discounts by submitting a publication using this product:
www.novusbio.com/publications



