

Product Datasheet

NFkB p105/p50 [p Ser337] Antibody - BSA Free NB100-82074

Unit Size: 0.05 ml

Store at -20C. Avoid freeze-thaw cycles.

www.novusbio.com



technical@novusbio.com

Publications: 3

Protocols, Publications, Related Products, Reviews, Research Tools and Images at:
www.novusbio.com/NB100-82074

Updated 9/9/2025 v.20.1

Earn rewards for product
reviews and publications.

Submit a publication at www.novusbio.com/publications

Submit a review at www.novusbio.com/reviews/destination/NB100-82074



NB100-82074

NFkB p105/p50 [p Ser337] Antibody - BSA Free

| Product Information | |
|-------------------------|---|
| Unit Size | 0.05 ml |
| Concentration | 1.0 mg/ml |
| Storage | Store at -20C. Avoid freeze-thaw cycles. |
| Clonality | Polyclonal |
| Preservative | 0.02% Sodium Azide |
| Isotype | IgG |
| Purity | Immunogen affinity purified |
| Buffer | PBS (without Mg ²⁺ and Ca ²⁺), pH 7.4, 150 mM NaCl, 50% glycerol |
| Target Molecular Weight | 105 kDa |

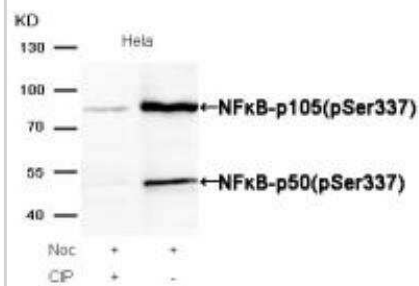
| Product Description | |
|-------------------------|---|
| Description | Novus Biologicals Rabbit NFkB p105/p50 [p Ser337] Antibody - BSA Free (NB100-82074) is a polyclonal antibody validated for use in IHC, WB and ICC/IF. Anti-NFkB p105/p50 Antibody: Cited in 3 publications. All Novus Biologicals antibodies are covered by our 100% guarantee. |
| Host | Rabbit |
| Gene ID | 4790 |
| Gene Symbol | NFKB1 |
| Species | Human, Mouse, Rat |
| Specificity/Sensitivity | Detects endogenous levels of NFkB p105/p50 only when phosphorylated at serine 337. |
| Immunogen | Peptide sequence around phosphorylation site of serine 337(R-K-S(p)-D-L) derived from Human NF-kB p105/p50. |

| Product Application Details | |
|-----------------------------|---|
| Applications | Western Blot, Immunohistochemistry-Paraffin, Immunocytochemistry/Immunofluorescence, Immunohistochemistry, Immunohistochemistry-Frozen |
| Recommended Dilutions | Western Blot 1:500, Immunohistochemistry 1:50-1:100, Immunocytochemistry/Immunofluorescence, Immunohistochemistry-Paraffin, Immunohistochemistry-Frozen |
| Application Notes | Use in IHC-Fr reported in scientific literature (PMID:35891603). |

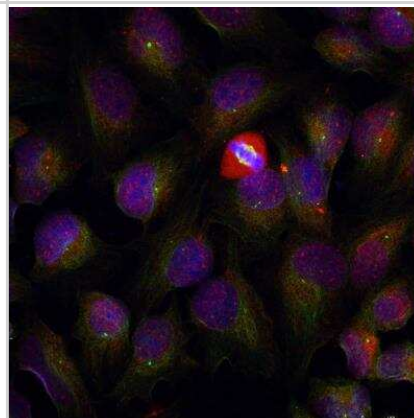


Images

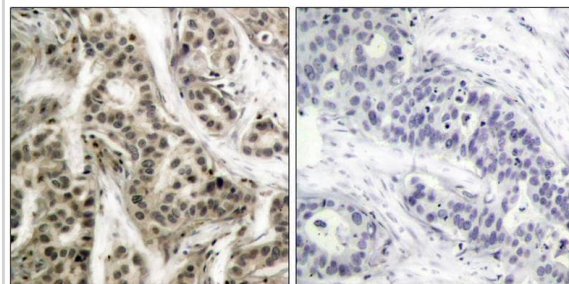
Western Blot: NFkB p105/p50 [p Ser337] Antibody [NB100-82074] - Analysis of extracts from HeLa cells, treated with Noc or calf intestinal phosphates (CIP), using NFkB p105/p50 Antibody.



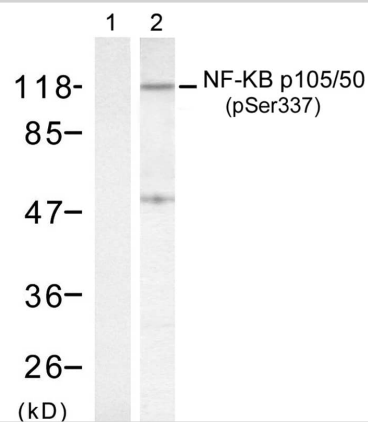
Immunocytochemistry/Immunofluorescence: NFkB p105/p50 [p Ser337] Antibody [NB100-82074] - Staining of methanol-fixed HeLa cells.



Immunohistochemistry: NFkB p105/p50 [p Ser337] Antibody [NB100-82074] - Immunohistochemical analysis of paraffin-embedded human breast carcinoma tissue using NB100-82074.



Western Blot: NFkB p105/p50 [p Ser337] Antibody [NB100-82074] - Western blot analysis of extract from HeLa cells, using NB100-82074 (Lane 1 and 2).



Publications

Ke Y, Li BZ, Nguyen K et al. IL22RA2 is a Smad7 target mediating alleviation of dermatitis and psoriatic phenotypes in mice *The Journal of investigative dermatology* 2023-05-19 [PMID: 37211203] (Immunohistochemistry-Paraffin, Mouse)

Yan H, Hu Y, Akk A et al. Peptide-siRNA nanoparticles targeting NF-kappa B p50 mitigate experimental abdominal aortic aneurysm progression and rupture *Biomaterials advances* 2022-07-02 [PMID: 35891603] (IHC-Fr, Mouse)

Boss MK, Ke Y, Bian L Et al. Therapeutic intervention using a Smad7-based Tat protein to treat radiation- induced oral mucositis *International journal of radiation oncology, biology, physics* 2021-10-02 [PMID: 34610386]





Novus Biologicals USA

10730 E. Briarwood Avenue
Centennial, CO 80112
USA
Phone: 303.730.1950
Toll Free: 1.888.506.6887
Fax: 303.730.1966
nb-customerservice@bio-techne.com

Bio-Techne Canada

21 Canmotor Ave
Toronto, ON M8Z 4E6
Canada
Phone: 905.827.6400
Toll Free: 855.668.8722
Fax: 905.827.6402
canada.inquires@bio-techne.com

Bio-Techne Ltd

19 Barton Lane
Abingdon Science Park
Abingdon, OX14 3NB, United Kingdom
Phone: (44) (0) 1235 529449
Free Phone: 0800 37 34 15
Fax: (44) (0) 1235 533420
info.EMEA@bio-techne.com

General Contact Information

www.novusbio.com
Technical Support: nb-technical@bio-techne.com
Orders: nb-customerservice@bio-techne.com
General: novus@novusbio.com

Products Related to NB100-82074

| | |
|-------------|---|
| NBL1-13619 | NFkB p105/p50 Overexpression Lysate |
| NBP2-33376H | Blue Marker Antibody (6F4-F6) [HRP] |
| HAF008 | Goat anti-Rabbit IgG Secondary Antibody [HRP] |
| NB7160 | Goat anti-Rabbit IgG (H+L) Secondary Antibody [HRP] |
| NBP2-24891 | Rabbit IgG Isotype Control |

Limitations

This product is for research use only and is not approved for use in humans or in clinical diagnosis. Primary Antibodies are guaranteed for 1 year from date of receipt.

For more information on our 100% guarantee, please visit www.novusbio.com/guarantee

Earn gift cards/discounts by submitting a review: www.novusbio.com/reviews/submit/NB100-82074

Earn gift cards/discounts by submitting a publication using this product:
www.novusbio.com/publications

