

# Product Datasheet

## I $\kappa$ B-alpha [p Ser32, p Ser36] Antibody - BSA Free NB100-81987

Unit Size: 0.05 ml

Store at 4C short term. Aliquot and store at -20C long term. Avoid freeze-thaw cycles.

[www.novusbio.com](http://www.novusbio.com)



[technical@novusbio.com](mailto:technical@novusbio.com)

### Publications: 2

Protocols, Publications, Related Products, Reviews, Research Tools and Images at:  
[www.novusbio.com/NB100-81987](http://www.novusbio.com/NB100-81987)

Updated 9/9/2025 v.20.1

Earn rewards for product  
reviews and publications.

Submit a publication at [www.novusbio.com/publications](http://www.novusbio.com/publications)

Submit a review at [www.novusbio.com/reviews/destination/NB100-81987](http://www.novusbio.com/reviews/destination/NB100-81987)



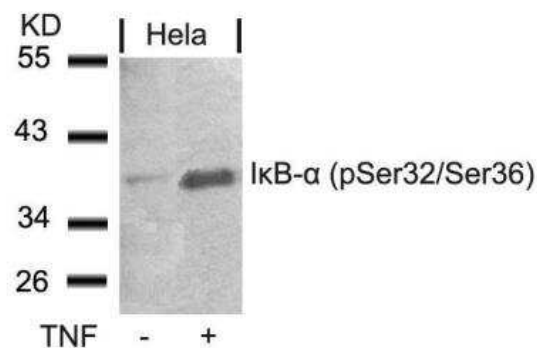
**NB100-81987**I $\kappa$ B-alpha [p Ser32, p Ser36] Antibody - BSA Free

Product Information	
Unit Size	0.05 ml
Concentration	1.0 mg/ml
Storage	Store at 4C short term. Aliquot and store at -20C long term. Avoid freeze-thaw cycles.
Clonality	Polyclonal
Preservative	0.01% Sodium Azide
Isotype	IgG
Purity	Immunogen affinity purified
Buffer	0.42% Potassium phosphate, 0.87% Sodium chloride, pH 7.3, 30% glycerol
Target Molecular Weight	40 kDa
Product Description	
Description	Novus Biologicals Rabbit I $\kappa$ B-alpha [p Ser32, p Ser36] Antibody - BSA Free (NB100-81987) is a polyclonal antibody validated for use in IHC, WB and ICC/IF. Anti-I $\kappa$ B-alpha Antibody: Cited in 2 publications. All Novus Biologicals antibodies are covered by our 100% guarantee.
Host	Rabbit
Gene ID	4792
Gene Symbol	NFKBIA
Species	Human, Mouse
Specificity/Sensitivity	Detects endogenous levels of I $\kappa$ B-alpha only when phosphorylated at serine 32/36.
Immunogen	The antiserum was produced against synthesized phosphopeptide derived from human I $\kappa$ B-alpha. around the phosphorylation site of serine 32/36 (H-D-SP-G-L-D-SP -M-K).
Product Application Details	
Applications	Western Blot, Immunohistochemistry-Paraffin, Immunocytochemistry/ Immunofluorescence, Immunohistochemistry
Recommended Dilutions	Western Blot 1:500-1:1000, Immunohistochemistry 1:100-1:200, Immunocytochemistry/ Immunofluorescence 1:100-1:500, Immunohistochemistry-Paraffin 1:50-1:100

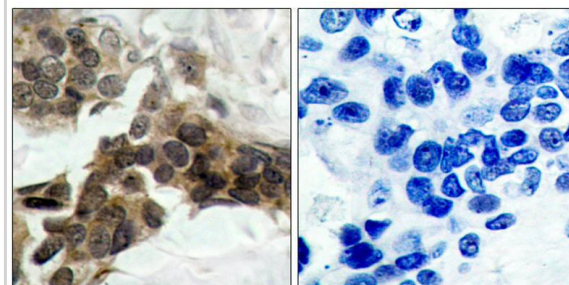


## Images

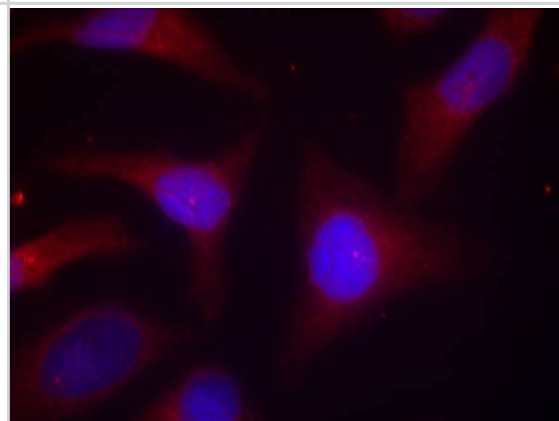
Western Blot: I $\kappa$ B-alpha [p Ser32, p Ser36] Antibody [NB100-81987] - Analysis of extracts from Hela cells untreated or treated with TNF using NB100-81987



Immunohistochemistry-Paraffin: I $\kappa$ B-alpha [p Ser32, p Ser36] Antibody [NB100-81987] - Analysis of paraffin-embedded human breast carcinoma tissue, using NB100-81987(left) or the same antibody preincubated with blocking peptide (right).



Immunocytochemistry/Immunofluorescence: I $\kappa$ B-alpha [p Ser32, p Ser36] Antibody [NB100-81987] - Staining of methanol-fixed HeLa cells using NB100-81987



## Publications

L Song, X Li, Q Sun, Y Zhao Fxyd5 activates the NF $\kappa$ B pathway and is involved in chondrocytes inflammation and extracellular matrix degradation Molecular Medicine Reports, 2022-02-22;25(4):. 2022-02-22 [PMID: 35191523]

Uchida T, Akasaki Y, Sueishi T et al. I $\kappa$ B kinase epsilon contributes to the pathogenesis of osteoarthritis by promoting cartilage degradation Arthritis & rheumatology (Hoboken, N.J.) 2022-12-18 [PMID: 36530063]



### **Novus Biologicals USA**

10730 E. Briarwood Avenue  
Centennial, CO 80112  
USA  
Phone: 303.730.1950  
Toll Free: 1.888.506.6887  
Fax: 303.730.1966  
nb-customerservice@bio-techne.com

### **Bio-Techne Canada**

21 Canmotor Ave  
Toronto, ON M8Z 4E6  
Canada  
Phone: 905.827.6400  
Toll Free: 855.668.8722  
Fax: 905.827.6402  
canada.inquires@bio-techne.com

### **Bio-Techne Ltd**

19 Barton Lane  
Abingdon Science Park  
Abingdon, OX14 3NB, United Kingdom  
Phone: (44) (0) 1235 529449  
Free Phone: 0800 37 34 15  
Fax: (44) (0) 1235 533420  
info.EMEA@bio-techne.com

### **General Contact Information**

www.novusbio.com  
Technical Support: nb-technical@bio-techne.com  
Orders: nb-customerservice@bio-techne.com  
General: novus@novusbio.com

### **Products Related to NB100-81987**

---

NBP2-33376H	Blue Marker Antibody (6F4-F6) [HRP]
HAF008	Goat anti-Rabbit IgG Secondary Antibody [HRP]
NB7160	Goat anti-Rabbit IgG (H+L) Secondary Antibody [HRP]
NBP2-24891	Rabbit IgG Isotype Control

---

### **Limitations**

This product is for research use only and is not approved for use in humans or in clinical diagnosis. Primary Antibodies are guaranteed for 1 year from date of receipt.

For more information on our 100% guarantee, please visit [www.novusbio.com/guarantee](http://www.novusbio.com/guarantee)

Earn gift cards/discounts by submitting a review: [www.novusbio.com/reviews/submit/NB100-81987](http://www.novusbio.com/reviews/submit/NB100-81987)

Earn gift cards/discounts by submitting a publication using this product:  
[www.novusbio.com/publications](http://www.novusbio.com/publications)

