

Product Datasheet

GSK-3 alpha Antibody - BSA Free NB100-81943

Unit Size: 0.1 ml

Store at 4C short term. Aliquot and store at -20C long term. Avoid freeze-thaw cycles.

www.novusbio.com



technical@novusbio.com

Reviews: 1 Publications: 1

Protocols, Publications, Related Products, Reviews, Research Tools and Images at:
www.novusbio.com/NB100-81943

Updated 9/9/2025 v.20.1

**Earn rewards for product
reviews and publications.**

Submit a publication at www.novusbio.com/publications

Submit a review at www.novusbio.com/reviews/destination/NB100-81943



NB100-81943

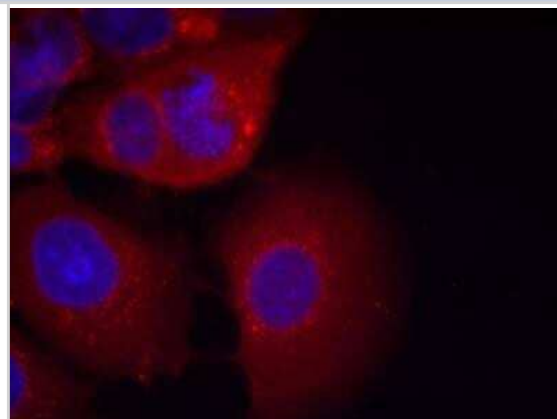
GSK-3 alpha Antibody - BSA Free

Product Information	
Unit Size	0.1 ml
Concentration	1.0 mg/ml
Storage	Store at 4C short term. Aliquot and store at -20C long term. Avoid freeze-thaw cycles.
Clonality	Polyclonal
Preservative	0.02% Sodium Azide
Isotype	IgG
Purity	Immunogen affinity purified
Buffer	PBS (without Mg ²⁺ and Ca ²⁺), pH 7.4, 150 mM NaCl, 50% glycerol
Target Molecular Weight	51 kDa
Product Description	
Description	Novus Biologicals Rabbit GSK-3 alpha Antibody - BSA Free (NB100-81943) is a polyclonal antibody validated for use in IHC, WB, ICC/IF and IP. Anti-GSK-3 alpha Antibody: Cited in 1 publication. All Novus Biologicals antibodies are covered by our 100% guarantee.
Host	Rabbit
Gene ID	2931
Gene Symbol	GSK3A
Species	Human, Mouse, Rat
Specificity/Sensitivity	Detects endogenous levels of total GSK-3 alpha protein. Does not detect GSK-3 beta protein
Immunogen	The antiserum was produced against synthesized non-phosphopeptide derived from human GSK-3 alpha around amino acids 19~23 (T-S-S-F-A). IP data from customer review.
Product Application Details	
Applications	Western Blot, Immunohistochemistry-Paraffin, Immunocytochemistry/ Immunofluorescence, Immunohistochemistry, Immunoprecipitation
Recommended Dilutions	Western Blot 1:500-1:1000, Immunohistochemistry 1:50-1:100, Immunocytochemistry/ Immunofluorescence 1:100~1:200, Immunoprecipitation 1:10-1:500, Immunohistochemistry-Paraffin 1:50-1:100

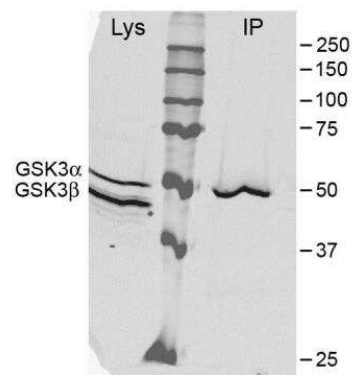


Images

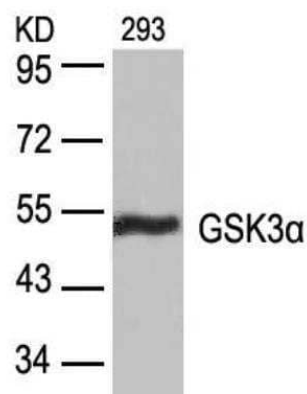
Immunocytochemistry/Immunofluorescence: GSK-3 alpha Antibody [NB100-81943] - Staining of methanol-fixed MCF7 cells NB100-81943



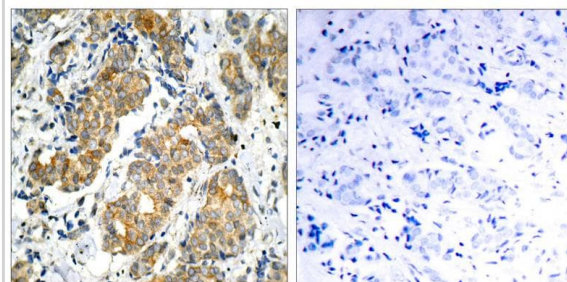
Immunoprecipitation: GSK-3 alpha Antibody [NB100-81943] - Human HaCaT keratinocyte lysates with GSK3 alpha Antibody. Image from verified customer review.



Western Blot: GSK-3 alpha Antibody [NB100-81943] - Analysis of extracts from 293 cells using NB100-81943



Immunohistochemistry-Paraffin: GSK-3 alpha Antibody [NB100-81943] - Analysis of paraffin- embedded human breast carcinoma tissue using NB100-81943(left) or the same antibody preincubated with blocking peptide (right).



Publications

Davulur, G, Giusto M, Chandel R et al. Impaired Ribosomal Biogenesis by Non-Canonical Degradation of beta-catenin during Hyperammonemia Mol. Cell. Biol. 2019-06-17 [PMID: 31138664]



Novus Biologicals USA

10730 E. Briarwood Avenue
Centennial, CO 80112
USA
Phone: 303.730.1950
Toll Free: 1.888.506.6887
Fax: 303.730.1966
nb-customerservice@bio-techne.com

Bio-Techne Canada

21 Canmotor Ave
Toronto, ON M8Z 4E6
Canada
Phone: 905.827.6400
Toll Free: 855.668.8722
Fax: 905.827.6402
canada.inquires@bio-techne.com

Bio-Techne Ltd

19 Barton Lane
Abingdon Science Park
Abingdon, OX14 3NB, United Kingdom
Phone: (44) (0) 1235 529449
Free Phone: 0800 37 34 15
Fax: (44) (0) 1235 533420
info.EMEA@bio-techne.com

General Contact Information

www.novusbio.com
Technical Support: nb-technical@bio-techne.com
Orders: nb-customerservice@bio-techne.com
General: novus@novusbio.com

Products Related to NB100-81943

NBL1-11361	GSK-3 alpha Overexpression Lysate
NBP2-33376H	Blue Marker Antibody (6F4-F6) [HRP]
HAF008	Goat anti-Rabbit IgG Secondary Antibody [HRP]
NB7160	Goat anti-Rabbit IgG (H+L) Secondary Antibody [HRP]
NBP2-24891	Rabbit IgG Isotype Control

Limitations

This product is for research use only and is not approved for use in humans or in clinical diagnosis. Primary Antibodies are guaranteed for 1 year from date of receipt.

For more information on our 100% guarantee, please visit www.novusbio.com/guarantee

Earn gift cards/discounts by submitting a review: www.novusbio.com/reviews/submit/NB100-81943

Earn gift cards/discounts by submitting a publication using this product:
www.novusbio.com/publications

