

Product Datasheet

FoxO1/FKHR Antibody - BSA Free NB100-81924

Unit Size: 0.1 ml

Store at 4C short term. Aliquot and store at -20C long term. Avoid freeze-thaw cycles.

www.novusbio.com



technical@novusbio.com

Protocols, Publications, Related Products, Reviews, Research Tools and Images at:
www.novusbio.com/NB100-81924

Updated 9/9/2025 v.20.1

Earn rewards for product
reviews and publications.

Submit a publication at www.novusbio.com/publications

Submit a review at www.novusbio.com/reviews/destination/NB100-81924



NB100-81924

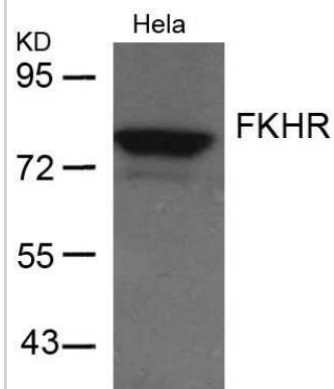
FoxO1/FKHR Antibody - BSA Free

Product Information	
Unit Size	0.1 ml
Concentration	1.0 mg/ml
Storage	Store at 4C short term. Aliquot and store at -20C long term. Avoid freeze-thaw cycles.
Clonality	Polyclonal
Preservative	0.02% Sodium Azide
Isotype	IgG
Purity	Immunogen affinity purified
Buffer	PBS (without Mg ²⁺ and Ca ²⁺), pH 7.4, 150 mM NaCl, 50% glycerol
Target Molecular Weight	80 kDa
Product Description	
Description	Novus Biologicals Rabbit FoxO1/FKHR Antibody - BSA Free (NB100-81924) is a polyclonal antibody validated for use in IHC, WB and ICC/IF. All Novus Biologicals antibodies are covered by our 100% guarantee.
Host	Rabbit
Gene ID	2308
Gene Symbol	FOXO1
Species	Human, Mouse, Rat
Specificity/Sensitivity	Detects endogenous level of total FoxO1/FKHR protein
Immunogen	Peptide sequence around amino acids 254~258 (A-A-S-M-D) derived from Human FoxO1/FKHR
Product Application Details	
Applications	Western Blot, Immunohistochemistry-Paraffin, Immunocytochemistry/Immunofluorescence, Immunohistochemistry
Recommended Dilutions	Western Blot 1:500-1:1000, Immunohistochemistry 1:50-1:100, Immunocytochemistry/ Immunofluorescence 1:100-1:200, Immunohistochemistry-Paraffin 1:50-1:100

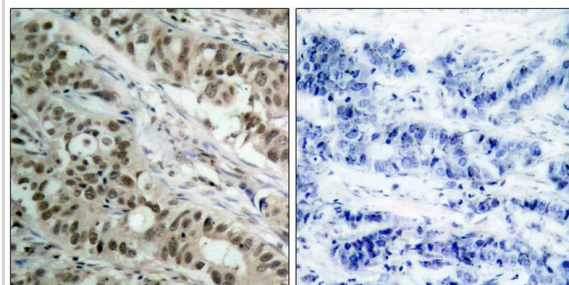


Images

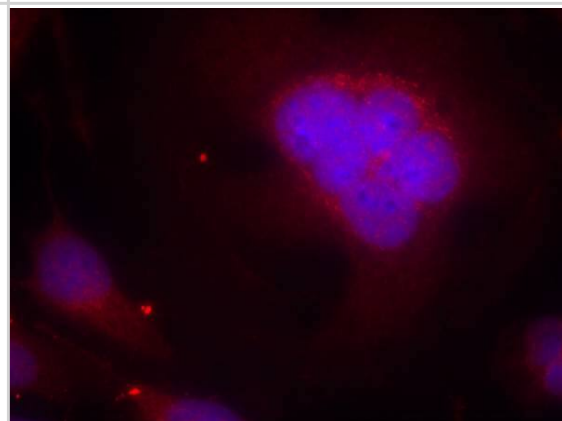
Western Blot: FoxO1/FKHR Antibody [NB100-81924] - Analysis of extracts from Hela cells using NB100-81924



Immunohistochemistry-Paraffin: FoxO1/FKHR Antibody [NB100-81924] - Immunohistochemical analysis of paraffin-embedded human breast carcinoma tissue using NB100-81924(left) or the same antibody preincubated with blocking peptide(right).



Immunocytochemistry/Immunofluorescence: FoxO1/FKHR Antibody [NB100-81924] - Staining of methanol-fixed Hela cells using NB100-81924





Novus Biologicals USA

10730 E. Briarwood Avenue
Centennial, CO 80112
USA
Phone: 303.730.1950
Toll Free: 1.888.506.6887
Fax: 303.730.1966
nb-customerservice@bio-techne.com

Bio-Techne Canada

21 Canmotor Ave
Toronto, ON M8Z 4E6
Canada
Phone: 905.827.6400
Toll Free: 855.668.8722
Fax: 905.827.6402
canada.inquires@bio-techne.com

Bio-Techne Ltd

19 Barton Lane
Abingdon Science Park
Abingdon, OX14 3NB, United Kingdom
Phone: (44) (0) 1235 529449
Free Phone: 0800 37 34 15
Fax: (44) (0) 1235 533420
info.EMEA@bio-techne.com

General Contact Information

www.novusbio.com
Technical Support: nb-technical@bio-techne.com
Orders: nb-customerservice@bio-techne.com
General: novus@novusbio.com

Products Related to NB100-81924

NBL1-10813	FoxO1/FKHR Overexpression Lysate
NBP2-33376H	Blue Marker Antibody (6F4-F6) [HRP]
HAF008	Goat anti-Rabbit IgG Secondary Antibody [HRP]
NB7160	Goat anti-Rabbit IgG (H+L) Secondary Antibody [HRP]
NBP2-24891	Rabbit IgG Isotype Control

Limitations

This product is for research use only and is not approved for use in humans or in clinical diagnosis. Primary Antibodies are guaranteed for 1 year from date of receipt.

For more information on our 100% guarantee, please visit www.novusbio.com/guarantee

Earn gift cards/discounts by submitting a review: www.novusbio.com/reviews/submit/NB100-81924

Earn gift cards/discounts by submitting a publication using this product:
www.novusbio.com/publications

