

# Product Datasheet

## AKT2 [p Ser474] Antibody - BSA Free NB100-81780

Unit Size: 0.05 ml

Store at 4C short term. Aliquot and store at -20C long term. Avoid freeze-thaw cycles.

[www.novusbio.com](http://www.novusbio.com)



[technical@novusbio.com](mailto:technical@novusbio.com)

### Publications: 1

Protocols, Publications, Related Products, Reviews, Research Tools and Images at:  
[www.novusbio.com/NB100-81780](http://www.novusbio.com/NB100-81780)

Updated 9/9/2025 v.20.1

Earn rewards for product  
reviews and publications.

Submit a publication at [www.novusbio.com/publications](http://www.novusbio.com/publications)

Submit a review at [www.novusbio.com/reviews/destination/NB100-81780](http://www.novusbio.com/reviews/destination/NB100-81780)



**NB100-81780**

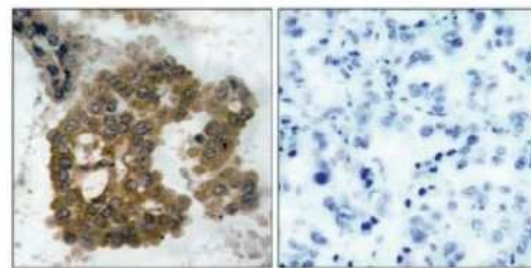
AKT2 [p Ser474] Antibody - BSA Free

<b>Product Information</b>	
<b>Unit Size</b>	0.05 ml
<b>Concentration</b>	1.0 mg/ml
<b>Storage</b>	Store at 4C short term. Aliquot and store at -20C long term. Avoid freeze-thaw cycles.
<b>Clonality</b>	Polyclonal
<b>Preservative</b>	0.02% Sodium Azide
<b>Isotype</b>	IgG
<b>Purity</b>	Immunogen affinity purified
<b>Buffer</b>	PBS (without Mg <sup>2+</sup> and Ca <sup>2+</sup> ), pH 7.4, 150 mM NaCl, 50% glycerol
<b>Target Molecular Weight</b>	56 kDa
<b>Product Description</b>	
<b>Description</b>	Novus Biologicals Rabbit AKT2 [p Ser474] Antibody - BSA Free (NB100-81780) is a polyclonal antibody validated for use in IHC and WB. Anti-AKT2 Antibody: Cited in 1 publication. All Novus Biologicals antibodies are covered by our 100% guarantee.
<b>Host</b>	Rabbit
<b>Gene ID</b>	208
<b>Gene Symbol</b>	AKT2
<b>Species</b>	Human, Mouse, Rat
<b>Specificity/Sensitivity</b>	Detects endogenous levels of AKT2 only when phosphorylated at serine 474.
<b>Immunogen</b>	The antiserum was produced against synthesized phosphopeptide derived from human AKT2 around the phosphorylation site of serine 474 (Q-F-SP-Y-S).
<b>Product Application Details</b>	
<b>Applications</b>	Western Blot, Immunohistochemistry-Paraffin, Immunohistochemistry
<b>Recommended Dilutions</b>	Western Blot 1:500-1:1000, Immunohistochemistry 1:50-1:100, Immunohistochemistry-Paraffin 1:50-1:100



## Images

Immunohistochemistry-Paraffin: AKT2 [p Ser474] Antibody [NB100-81780] - Immunohistochemical analysis of paraffin-embedded human lung carcinoma tissue using NB100-81780 (left) or the same antibody preincubated with blocking peptide (right).

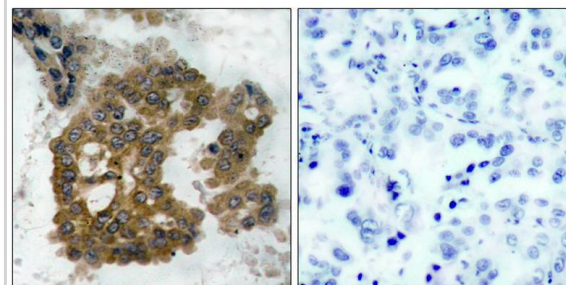


P-Peptide

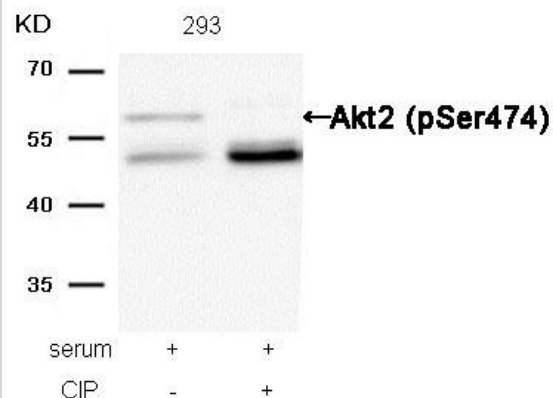
-

+

Immunohistochemistry-Paraffin: AKT2 [p Ser474] Antibody [NB100-81780] - Immunohistochemical analysis of paraffin-embedded human lung carcinoma tissue using NB100-81780 (left) or the same antibody preincubated with blocking peptide (right).



Western Blot: AKT2 [p Ser474] Antibody [NB100-81780] - Analysis of extracts from 293 cells, treated with serum or calf intestinal phosphatase (CIP), using NB100-81780.



## Publications

Karaczyn AA, Adams TL, Cheng RY et al. Human NUMB6 Induces Epithelial-Mesenchymal Transition and Enhances Breast Cancer Cells Migration and Invasion. *J. Cell. Biochem.* 2016-06-15 [PMID: 27302072] (WB)



### **Novus Biologicals USA**

10730 E. Briarwood Avenue  
Centennial, CO 80112  
USA  
Phone: 303.730.1950  
Toll Free: 1.888.506.6887  
Fax: 303.730.1966  
nb-customerservice@bio-techne.com

### **Bio-Techne Canada**

21 Canmotor Ave  
Toronto, ON M8Z 4E6  
Canada  
Phone: 905.827.6400  
Toll Free: 855.668.8722  
Fax: 905.827.6402  
canada.inquires@bio-techne.com

### **Bio-Techne Ltd**

19 Barton Lane  
Abingdon Science Park  
Abingdon, OX14 3NB, United Kingdom  
Phone: (44) (0) 1235 529449  
Free Phone: 0800 37 34 15  
Fax: (44) (0) 1235 533420  
info.EMEA@bio-techne.com

### **General Contact Information**

www.novusbio.com  
Technical Support: nb-technical@bio-techne.com  
Orders: nb-customerservice@bio-techne.com  
General: novus@novusbio.com

### **Products Related to NB100-81780**

---

NBL1-07442	AKT2 Overexpression Lysate
NBP2-33376H	Blue Marker Antibody (6F4-F6) [HRP]
HAF008	Goat anti-Rabbit IgG Secondary Antibody [HRP]
NB7160	Goat anti-Rabbit IgG (H+L) Secondary Antibody [HRP]
NBP2-24891	Rabbit IgG Isotype Control

---

### **Limitations**

This product is for research use only and is not approved for use in humans or in clinical diagnosis. Primary Antibodies are guaranteed for 1 year from date of receipt.

For more information on our 100% guarantee, please visit [www.novusbio.com/guarantee](http://www.novusbio.com/guarantee)

Earn gift cards/discounts by submitting a review: [www.novusbio.com/reviews/submit/NB100-81780](http://www.novusbio.com/reviews/submit/NB100-81780)

Earn gift cards/discounts by submitting a publication using this product:  
[www.novusbio.com/publications](http://www.novusbio.com/publications)

