

Product Datasheet

CAPZB Antibody NB100-814

Unit Size: 0.1 mg

Store at -20C. Avoid freeze-thaw cycles.

www.novusbio.com



technical@novusbio.com

Publications: 1

Protocols, Publications, Related Products, Reviews, Research Tools and Images at:
www.novusbio.com/NB100-814

Updated 9/9/2025 v.20.1

Earn rewards for product
reviews and publications.

Submit a publication at www.novusbio.com/publications

Submit a review at www.novusbio.com/reviews/destination/NB100-814



NB100-814

CAPZB Antibody

Product Information	
Unit Size	0.1 mg
Concentration	0.5 mg/ml
Storage	Store at -20C. Avoid freeze-thaw cycles.
Clonality	Polyclonal
Preservative	0.02% Sodium Azide
Isotype	IgG
Purity	Immunogen affinity purified
Buffer	Tris saline (20 mM Tris pH 7.3, 150 mM NaCl), 0.5% BSA

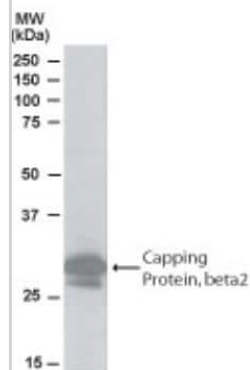
Product Description	
Description	Novus Biologicals Goat CAPZB Antibody (NB100-814) is a polyclonal antibody validated for use in WB and ELISA. Anti-CAPZB Antibody: Cited in 1 publication. All Novus Biologicals antibodies are covered by our 100% guarantee.
Host	Goat
Gene ID	832
Gene Symbol	CAPZB
Species	Human, Mouse, Rat, Porcine
Specificity/Sensitivity	This antibody is expected to be specific for the beta2 isoform of capping protein, found in non-muscle cells and should not recognise the beta1 form.
Immunogen	Peptide with sequence NDLVEALKRKQQC corresponding to C-Terminus according to NP_004921.1.

Product Application Details	
Applications	Western Blot, Peptide ELISA
Recommended Dilutions	Western Blot 0.1 - 0.3 ug/ml, Peptide ELISA Detection limit 1:32000
Application Notes	WB: Approx. 30 kDa band observed in Jurkat, HeLa and NIH-3T3 lysates and approx. 28 kDa band observed in mouse, rat and porcine heart lysates (calculated MW of 30.6 kDa band according to human NP_004921.1 and 31.3 kDa band according to mouse NP_001032850.1, and 30.6 kDa band according to rat NP_001005903.1 and porcine NP_001106915.1).

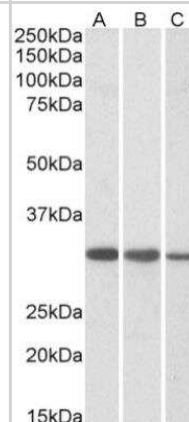


Images

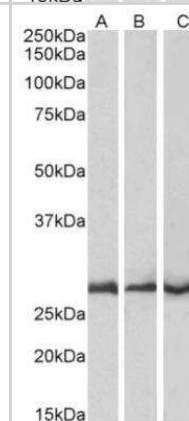
Western Blot: CAPZB Antibody [NB100-814] - (1ug/ml) of HeLa lysate (RIPA buffer, 35ug total protein per lane).



Western Blot: CAPZB Antibody [NB100-814] - Analysis of Jurkat (A), HeLa (B) and NIH-3T3 (C) lysates (35ug protein in RIPA buffer).



Western Blot: CAPZB Antibody [NB100-814] - Analysis of Mouse (A), Rat (B) and Pig (C) Heart lysates (35ug protein in RIPA buffer).



Publications

Hart MC, Cooper JA. Vertebrate isoforms of actin capping protein beta have distinct functions In vivo.gelsolin/severin and profilin protein families. J Cell Biol 1999-12-13 [PMID: 10601341]



Novus Biologicals USA

10730 E. Briarwood Avenue
Centennial, CO 80112
USA
Phone: 303.730.1950
Toll Free: 1.888.506.6887
Fax: 303.730.1966
nb-customerservice@bio-techne.com

Bio-Techne Canada

21 Canmotor Ave
Toronto, ON M8Z 4E6
Canada
Phone: 905.827.6400
Toll Free: 855.668.8722
Fax: 905.827.6402
canada.inquires@bio-techne.com

Bio-Techne Ltd

19 Barton Lane
Abingdon Science Park
Abingdon, OX14 3NB, United Kingdom
Phone: (44) (0) 1235 529449
Free Phone: 0800 37 34 15
Fax: (44) (0) 1235 533420
info.EMEA@bio-techne.com

General Contact Information

www.novusbio.com
Technical Support: nb-technical@bio-techne.com
Orders: nb-customerservice@bio-techne.com
General: novus@novusbio.com

Products Related to NB100-814

NB800-PC1	HeLa Whole Cell Lysate
NBP2-33376H	Blue Marker Antibody (6F4-F6) [HRP]
HAF017	Rabbit anti-Goat IgG Secondary Antibody [HRP (Horseradish Peroxidase)]
HAF109	Donkey anti-Goat IgG Secondary Antibody [HRP (Horseradish Peroxidase)]
NB410-28088-1mg	Goat IgG Isotype Control

Limitations

This product is for research use only and is not approved for use in humans or in clinical diagnosis. Primary Antibodies are guaranteed for 1 year from date of receipt.

For more information on our 100% guarantee, please visit www.novusbio.com/guarantee

Earn gift cards/discounts by submitting a review: www.novusbio.com/reviews/submit/NB100-814

Earn gift cards/discounts by submitting a publication using this product:
www.novusbio.com/publications



