

Product Datasheet

SFRS14 Antibody NB100-79849

Unit Size: 0.1 ml

Store at 4C. Do not freeze.

www.novusbio.com



technical@novusbio.com

Protocols, Publications, Related Products, Reviews, Research Tools and Images at:
www.novusbio.com/NB100-79849

Updated 9/9/2025 v.20.1

Earn rewards for product
reviews and publications.

Submit a publication at www.novusbio.com/publications

Submit a review at www.novusbio.com/reviews/destination/NB100-79849



NB100-79849

SFRS14 Antibody

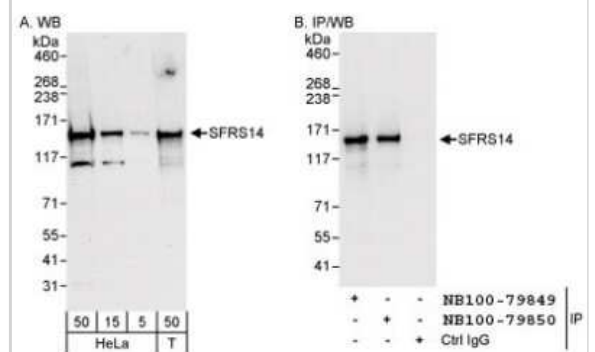
Product Information	
Unit Size	0.1 ml
Concentration	0.2 mg/ml
Storage	Store at 4C. Do not freeze.
Clonality	Polyclonal
Preservative	0.09% Sodium Azide
Isotype	IgG
Purity	Immunogen affinity purified
Buffer	TBS and 0.1% BSA

Product Description	
Description	Novus Biologicals Rabbit SFRS14 Antibody (NB100-79849) is a polyclonal antibody validated for use in IHC, WB, ICC/IF and IP. All Novus Biologicals antibodies are covered by our 100% guarantee.
Host	Rabbit
Gene ID	10147
Gene Symbol	SUGP2
Species	Human
Immunogen	The immunogen recognized by this antibody maps to a region between residue 725 and 775 of human splicing factor, arginine/serine-rich 14 using the numbering given in entry NP_055699.1 (GeneID 10147).

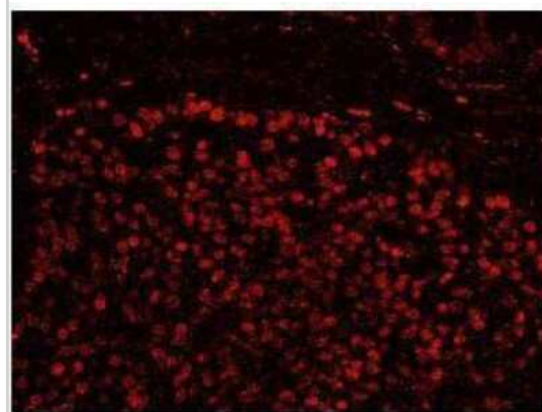
Product Application Details	
Applications	Western Blot, Immunohistochemistry-Paraffin, Immunocytochemistry/Immunofluorescence, Immunohistochemistry, Immunoprecipitation
Recommended Dilutions	Western Blot 1:2000-1:10000, Immunohistochemistry 1:10-1:500, Immunocytochemistry/ Immunofluorescence 1:250- 1:1000, Immunoprecipitation 2-5 mcg/mg lysate, Immunohistochemistry-Paraffin 1:100-1:500

Images

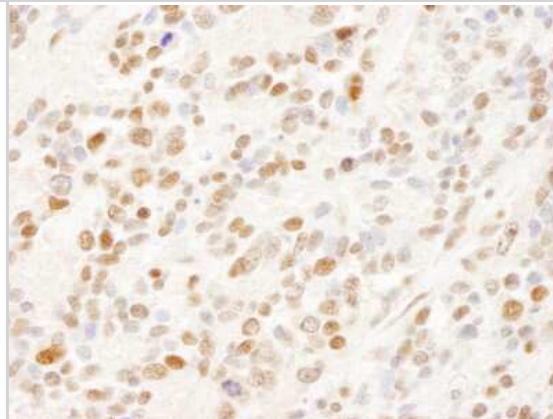
Western Blot: SFRS14 Antibody [NB100-79849] - Detection of Human SFRS14 on HeLa whole cell lysate using NB100-79849. SFRS14 was also immunoprecipitated by rabbit anti-SFRS14 antibody NB100-79850.



Immunocytochemistry/Immunofluorescence: SFRS14 Antibody [NB100-79849] - FFPE section of human prostate carcinoma. Affinity purified rabbit anti-SFRS14 used at a dilution of 1:100. Detection: Red-fluorescent goat anti-rabbit IgG highly cross-adsorbed Antibody Hilyte Plus™ 555 used at a dilution of 1:100.



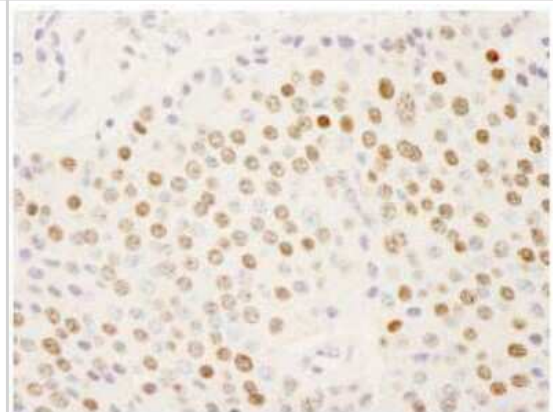
Immunohistochemistry: SFRS14 Antibody [NB100-79849] - Sample: FFPE section of human Ewing sarcoma. Antibody: Affinity purified rabbit anti-SFRS14 used at a dilution of 1:200 (1ug/ml). Detection: DAB



Immunohistochemistry-Paraffin: SFRS14 Antibody [NB100-79849] - FFPE section of human prostate carcinoma. Affinity purified rabbit anti-SFRS14 used at a dilution of 1:250. Detection: DAB staining using Immunohistochemistry Accessory Kit



Immunohistochemistry-Paraffin: SFRS14 Antibody [NB100-79849] - FFPE section of human pancreatic islet cell tumor. Affinity purified rabbit anti-SFRS14 used at a dilution of 1:250. Detection: DAB staining using Immunohistochemistry Accessory Kit





Novus Biologicals USA

10730 E. Briarwood Avenue
Centennial, CO 80112
USA
Phone: 303.730.1950
Toll Free: 1.888.506.6887
Fax: 303.730.1966
nb-customerservice@bio-techne.com

Bio-Techne Canada

21 Canmotor Ave
Toronto, ON M8Z 4E6
Canada
Phone: 905.827.6400
Toll Free: 855.668.8722
Fax: 905.827.6402
canada.inquires@bio-techne.com

Bio-Techne Ltd

19 Barton Lane
Abingdon Science Park
Abingdon, OX14 3NB, United Kingdom
Phone: (44) (0) 1235 529449
Free Phone: 0800 37 34 15
Fax: (44) (0) 1235 533420
info.EMEA@bio-techne.com

General Contact Information

www.novusbio.com
Technical Support: nb-technical@bio-techne.com
Orders: nb-customerservice@bio-techne.com
General: novus@novusbio.com

Products Related to NB100-79849

NBP2-33376H	Blue Marker Antibody (6F4-F6) [HRP]
HAF008	Goat anti-Rabbit IgG Secondary Antibody [HRP]
NB7160	Goat anti-Rabbit IgG (H+L) Secondary Antibody [HRP]
NBP2-24891	Rabbit IgG Isotype Control

Limitations

This product is for research use only and is not approved for use in humans or in clinical diagnosis. Primary Antibodies are guaranteed for 1 year from date of receipt.

For more information on our 100% guarantee, please visit www.novusbio.com/guarantee

Earn gift cards/discounts by submitting a review: www.novusbio.com/reviews/submit/NB100-79849

Earn gift cards/discounts by submitting a publication using this product:
www.novusbio.com/publications

