

# Product Datasheet

## CD117/c-kit Antibody (2B8) - BSA Free NB100-77477-0.1mg

Unit Size: 0.1 mg

Store at 4C. Do not freeze.

[www.novusbio.com](http://www.novusbio.com)



[technical@novusbio.com](mailto:technical@novusbio.com)

**Reviews: 1 Publications: 11**

Protocols, Publications, Related Products, Reviews, Research Tools and Images at:  
[www.novusbio.com/NB100-77477](http://www.novusbio.com/NB100-77477)

Updated 9/9/2025 v.20.1

**Earn rewards for product  
reviews and publications.**

Submit a publication at [www.novusbio.com/publications](http://www.novusbio.com/publications)

Submit a review at [www.novusbio.com/reviews/destination/NB100-77477](http://www.novusbio.com/reviews/destination/NB100-77477)



**NB100-77477-0.1mg**

CD117/c-kit Antibody (2B8) - BSA Free

Product Information	
Unit Size	0.1 mg
Concentration	1.0 mg/ml
Storage	Store at 4C. Do not freeze.
Clonality	Monoclonal
Clone	2B8
Preservative	0.02% Sodium Azide
Isotype	IgG2b Kappa
Purity	Protein A or G purified
Buffer	PBS

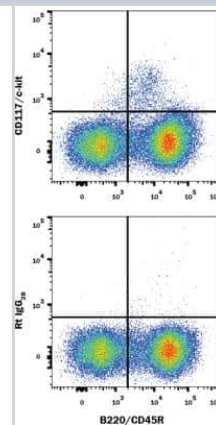
Product Description	
Description	Novus Biologicals Rat CD117/c-kit Antibody (2B8) - BSA Free (NB100-77477) is a monoclonal antibody validated for use in IHC, Flow, ICC/IF and IP. Anti-CD117/c-kit Antibody: Cited in 11 publications. All Novus Biologicals antibodies are covered by our 100% guarantee.
Host	Rat
Gene ID	3815
Gene Symbol	KIT
Species	Human, Mouse
Reactivity Notes	Human reactivity reported in scientific literature (PMID: 23967247).
Marker	Hematopoietic Stem Cell Marker
Immunogen	Mouse bone marrow mast cells

Product Application Details	
Applications	Flow Cytometry, Immunocytochemistry/ Immunofluorescence, Immunohistochemistry, Immunohistochemistry-Frozen, Immunoprecipitation
Recommended Dilutions	Flow Cytometry 0.6 ug/10 <sup>6</sup> cells in 100 uL, Immunohistochemistry 1:20 - 1:1000, Immunocytochemistry/ Immunofluorescence reported in scientific literature (PMID 28097227), Immunoprecipitation 1:20 - 1:1000, Immunohistochemistry-Frozen 1:20 - 1:1000
Application Notes	Each lot of this antibody is quality control tested by immunofluorescent staining with flow cytometric analysis.

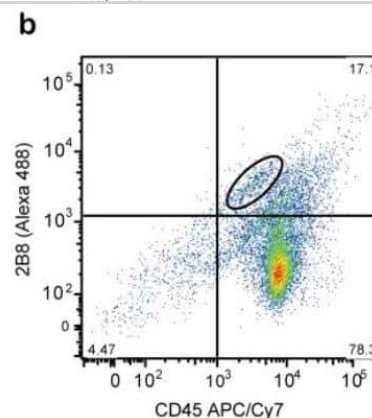


## Images

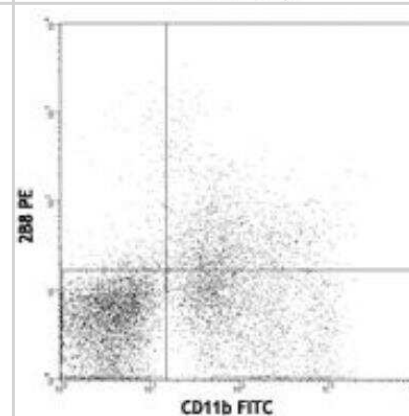
Flow Cytometry: CD117/c-kit Antibody (2B8) [NB100-77477] - Detection of CD117/c-kit in Mouse Bone Marrow Cells by Flow Cytometry. Mouse bone marrow cells were stained with PE-conjugated Rat Anti-Mouse B220/CD45R (Catalog # FAB1217P) and Rat Anti-Mouse CD117/c-kit Monoclonal Antibody (Catalog # NB100-77477, top panel) or isotype control antibody (Catalog # MAB0061, bottom panel), followed by APC-conjugated Goat Anti-Rat IgG (Catalog # F0113).



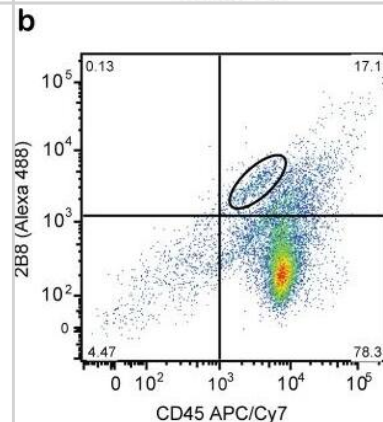
Flow Cytometry: CD117/c-kit Antibody (2B8) [NB100-77477] - Identification of CD117/c-kit expressing bone marrow cells. Double labeling of mouse bone marrow cells with anti-CD45 antibody and rabbit anti-CD117/c-kit antibody 2B8. Image collected and cropped by CiteAb from the following publication (<https://dx.plos.org/10.1371/journal.pone.0071798>) licensed under a CC-BY license.



Flow Cytometry: CD117/c-kit Antibody (2B8) [NB100-77477] - C57BL/6 bone marrow cells stained with 2B8 PE and CD11b FITC.



Identification of c-kit expressing bone marrow cells. Double labeling of mouse bone marrow cells with anti-CD45 antibody and (a) Kit-129 aptamer or (b) rabbit anti-c-kit antibody 2B8.



## Publications

Winship AL, Griffiths M, Lliberos Requesens C et al. The PARP inhibitor, olaparib, depletes the ovarian reserve in mice: implications for fertility preservation Hum. Reprod. 2020-06-30 [PMID: 32604417] (ICC/IF, Mouse)

Uchida H, Machida M, Miura T et al. A xenogeneic-free system generating functional human gut organoids from pluripotent stem cells JCI Insight. [PMID: 28097227] (IF/IHC, Human)

Hernandez I, Baio JM, Tsay E et al. Short-term hypoxia improves early cardiac progenitor cell function in vitro Am J Stem Cells. [PMID: 29531855] (FLOW, Human)

Camberos V, Baio J, Bailey L et al. Effects of Spaceflight and Simulated Microgravity on YAP1 Expression in Cardiovascular Progenitors: Implications for Cell-Based Repair Int J Mol Sci 2019-06-04 [PMID: 31167392] (FLOW, Human)

Baio J, Martinez AF, Bailey L, et al. Spaceflight Activates Protein Kinase C Alpha Signaling and Modifies the Developmental Stage of Human Neonatal Cardiovascular Progenitor Cells Stem Cells Dev 2018-01-12 [PMID: 29320953] (Human)

Baio Jonathan M, Walden Ryan C, Fuentes Tania I et al. A Hyper-Crosslinked Carbohydrate Polymer Scaffold Facilitates Lineage Commitment and Maintains a Reserve Pool of Proliferating Cardiovascular Progenitors. Transplantation Direct 2017-01-01 [PMID: 28573188] (FLOW, Human)

### Details:

This citation used the DyLight 650 version of this antibody.

Meyer S, Maufort JP, Nie J et al. Development of an Efficient Targeted Cell-SELEX Procedure for DNA Aptamer Reagents PLoS One 2013-08-23 [PMID: 23967247] (FLOW, Human)

Charles N, Hardwick D, Daugas E et al. Basophils and the T helper 2 environment can promote the development of lupus nephritis. Nat Med. 2010-06-01 [PMID: 20512127] (FLOW)

Bachelet I et al. J. Immunol. 180:6064. 2008-01-01 [PMID: 18424727]

Podd BS et al. J. Immunol. 176:6532. 2006-01-01 [PMID: 16709810]

Ikuta K, Weissman IL. Evidence that hematopoietic stem cells express mouse c-kit but do not depend on steel factor for their generation. P. Natl. Acad. Sci. USA 89:1502. 1992-01-01 [PMID: 1371359]





### **Novus Biologicals USA**

10730 E. Briarwood Avenue  
Centennial, CO 80112  
USA  
Phone: 303.730.1950  
Toll Free: 1.888.506.6887  
Fax: 303.730.1966  
nb-customerservice@bio-techne.com

### **Bio-Techne Canada**

21 Canmotor Ave  
Toronto, ON M8Z 4E6  
Canada  
Phone: 905.827.6400  
Toll Free: 855.668.8722  
Fax: 905.827.6402  
canada.inquires@bio-techne.com

### **Bio-Techne Ltd**

19 Barton Lane  
Abingdon Science Park  
Abingdon, OX14 3NB, United Kingdom  
Phone: (44) (0) 1235 529449  
Free Phone: 0800 37 34 15  
Fax: (44) (0) 1235 533420  
info.EMEA@bio-techne.com

### **General Contact Information**

www.novusbio.com  
Technical Support: nb-technical@bio-techne.com  
Orders: nb-customerservice@bio-techne.com  
General: novus@novusbio.com

### **Products Related to NB100-77477-0.1mg**

---

HAF005	Goat anti-Rat IgG Secondary Antibody [HRP]
NB7115	Goat anti-Rat IgG (H+L) Secondary Antibody [HRP]
NBP1-43323-0.5mg	Rat IgG2b Kappa Light Chain Isotype Control (149/10H5)
NB100-77477C	CD117/c-kit Antibody (2B8) [DyLight 650]

---

### **Limitations**

This product is for research use only and is not approved for use in humans or in clinical diagnosis. Primary Antibodies are guaranteed for 1 year from date of receipt.

For more information on our 100% guarantee, please visit [www.novusbio.com/guarantee](http://www.novusbio.com/guarantee)

Earn gift cards/discounts by submitting a review: [www.novusbio.com/reviews/submit/NB100-77477](http://www.novusbio.com/reviews/submit/NB100-77477)

Earn gift cards/discounts by submitting a publication using this product:  
[www.novusbio.com/publications](http://www.novusbio.com/publications)

