

# Product Datasheet

## NRSF Antibody - BSA Free NB100-757

Unit Size: 100 ul

Store at 4C. Do not freeze.

[www.novusbio.com](http://www.novusbio.com)



[technical@novusbio.com](mailto:technical@novusbio.com)

**Reviews: 1 Publications: 1**


Protocols, Publications, Related Products, Reviews, Research Tools and Images at:  
[www.novusbio.com/NB100-757](http://www.novusbio.com/NB100-757)

Updated 9/9/2025 v.20.1

**Earn rewards for product  
reviews and publications.**

Submit a publication at [www.novusbio.com/publications](http://www.novusbio.com/publications)

Submit a review at [www.novusbio.com/reviews/destination/NB100-757](http://www.novusbio.com/reviews/destination/NB100-757)



**NB100-757**

NRSF Antibody - BSA Free

Product Information	
Unit Size	100 ul
Concentration	1.0 mg/ml
Storage	Store at 4C. Do not freeze.
Clonality	Polyclonal
Preservative	0.09% Sodium Azide
Isotype	IgG
Purity	Immunogen affinity purified
Buffer	Tris-Citrate/Phosphate (pH 7.0 - 8.0)

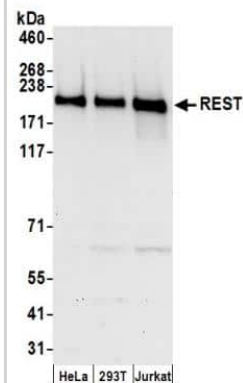
Product Description	
Description	Novus Biologicals Rabbit NRSF Antibody - BSA Free (NB100-757) is a polyclonal antibody validated for use in IHC, WB and ChIP. Anti-NRSF Antibody: Cited in 1 publication. All Novus Biologicals antibodies are covered by our 100% guarantee.
Host	Rabbit
Gene ID	5978
Gene Symbol	REST
Species	Human
Immunogen	The immunogen recognized by this antibody maps to a region between residue 1050 and the C-terminus (residue 1097) of human RE1-silencing transcription factor using the numbering given in entry NP_005603.2 (GeneID 5978).

Product Application Details	
Applications	Western Blot, Immunohistochemistry-Paraffin, Immunohistochemistry, Chromatin Immunoprecipitation (ChIP)
Recommended Dilutions	Western Blot 1:2500-1:10000, Immunohistochemistry, Immunohistochemistry-Paraffin 1:500-1:2000, Chromatin Immunoprecipitation (ChIP)
Application Notes	Epitope retrieval with citrate buffer pH6.0 is recommended for FFPE tissue sections. Use in chromatin immunoprecipitation reported in scientific literature (PMID: 29880481).

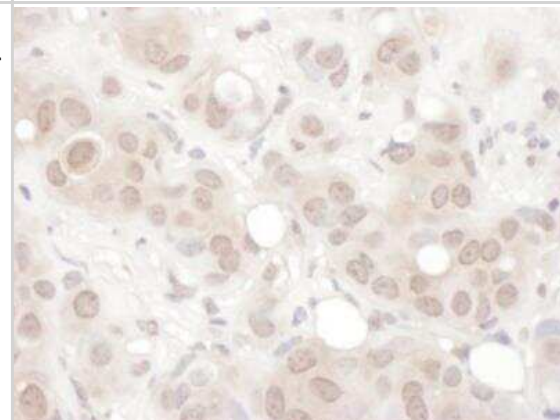


## Images

Western Blot: NRSF Antibody [NB100-757] - Detection of Human REST by Western Blot. Samples: Whole cell lysate (50 ug) from HeLa, 293T, and Jurkat cells prepared using NETN lysis buffer. Antibodies: Affinity purified rabbit anti-REST antibody NB100-757 used for WB at 0.1 ug/ml. Detection: Chemiluminescence with an exposure time of 30 seconds.



Immunohistochemistry-Paraffin: NRSF Antibody [NB100-757] - FFPE section of human breast carcinoma. Antibody: Affinity purified rabbit anti-REST used at a dilution of 1:1,000 (1ug/ml). Detection: DAB Counterstain: IHC Hematoxylin (blue).



## Publications

Lu H, Tran L, Park Y et al. Reciprocal Regulation of DUSP9 and DUSP16 Expression by HIF1 Controls ERK and p38 MAP Kinase Activity and Mediates Chemotherapy-Induced Breast Cancer Stem Cell Enrichment. *Cancer Res.* 2018-08-01 [PMID: 29880481] (Chemotaxis, Human)



### **Novus Biologicals USA**

10730 E. Briarwood Avenue  
Centennial, CO 80112  
USA  
Phone: 303.730.1950  
Toll Free: 1.888.506.6887  
Fax: 303.730.1966  
nb-customerservice@bio-techne.com

### **Bio-Techne Canada**

21 Canmotor Ave  
Toronto, ON M8Z 4E6  
Canada  
Phone: 905.827.6400  
Toll Free: 855.668.8722  
Fax: 905.827.6402  
canada.inquires@bio-techne.com

### **Bio-Techne Ltd**

19 Barton Lane  
Abingdon Science Park  
Abingdon, OX14 3NB, United Kingdom  
Phone: (44) (0) 1235 529449  
Free Phone: 0800 37 34 15  
Fax: (44) (0) 1235 533420  
info.EMEA@bio-techne.com

### **General Contact Information**

www.novusbio.com  
Technical Support: nb-technical@bio-techne.com  
Orders: nb-customerservice@bio-techne.com  
General: novus@novusbio.com

### **Products Related to NB100-757**

---

NBP2-33376H	Blue Marker Antibody (6F4-F6) [HRP]
HAF008	Goat anti-Rabbit IgG Secondary Antibody [HRP]
NB7160	Goat anti-Rabbit IgG (H+L) Secondary Antibody [HRP]
NBP2-24891	Rabbit IgG Isotype Control

---

### **Limitations**

This product is for research use only and is not approved for use in humans or in clinical diagnosis. Primary Antibodies are guaranteed for 1 year from date of receipt.

For more information on our 100% guarantee, please visit [www.novusbio.com/guarantee](http://www.novusbio.com/guarantee)

Earn gift cards/discounts by submitting a review: [www.novusbio.com/reviews/submit/NB100-757](http://www.novusbio.com/reviews/submit/NB100-757)

Earn gift cards/discounts by submitting a publication using this product:  
[www.novusbio.com/publications](http://www.novusbio.com/publications)

