

Product Datasheet

UBAP2L Antibody - BSA Free NB100-750

Unit Size: 100 ul

Store at 4C. Do not freeze.

www.novusbio.com



technical@novusbio.com

Protocols, Publications, Related Products, Reviews, Research Tools and Images at:
www.novusbio.com/NB100-750

Updated 9/9/2025 v.20.1

Earn rewards for product
reviews and publications.

Submit a publication at www.novusbio.com/publications

Submit a review at www.novusbio.com/reviews/destination/NB100-750



NB100-750

UBAP2L Antibody - BSA Free

Product Information	
Unit Size	100 ul
Concentration	1.0 mg/ml
Storage	Store at 4C. Do not freeze.
Clonality	Polyclonal
Preservative	0.09% Sodium Azide
Isotype	IgG
Purity	Immunogen affinity purified
Buffer	Tris-Citrate/Phosphate (pH 7.0 - 8.0)

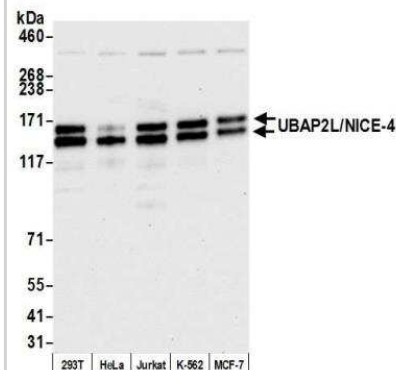
Product Description	
Description	Novus Biologicals Rabbit UBAP2L Antibody - BSA Free (NB100-750) is a polyclonal antibody validated for use in WB and IP. All Novus Biologicals antibodies are covered by our 100% guarantee.
Host	Rabbit
Gene ID	9898
Gene Symbol	UBAP2L
Species	Human
Immunogen	The immunogen recognized by this antibody maps to a region between residues 400 and 450 of human Ubiquitin Associated Protein 2-Like using the numbering given in entry AAH03170.1 (GeneID 9898).

Product Application Details	
Applications	Western Blot, Immunoprecipitation, Knockdown Validated
Recommended Dilutions	Western Blot 1:5000 - 1:25000, Immunoprecipitation 2 - 10 ug/mg lysate, Knockdown Validated

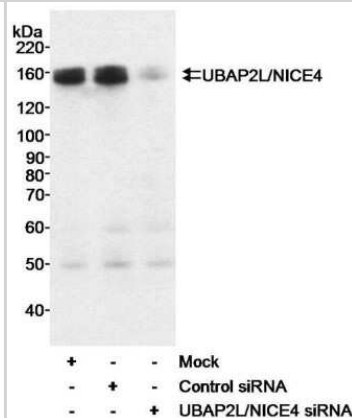


Images

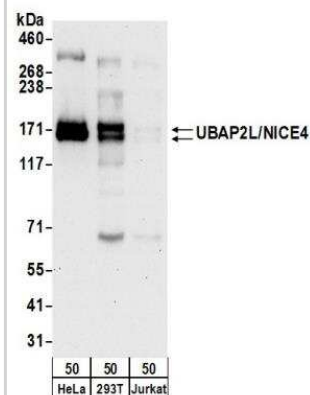
Western Blot: UBAP2L Antibody [NB100-750] - Detection of human UBAP2L/NICE-4 by western blot. Samples: Whole cell lysate (10 ug) from HEK293T, HeLa, Jurkat, K-562, and MCF-7 cells prepared using NETN lysis buffer. Antibody: Affinity purified rabbit anti-UBAP2L/NICE-4 antibody NB100-750 used for WB at 0.04 ug/ml. Detection: Chemiluminescence with an exposure time of 10 seconds.



Western Blot: UBAP2L Antibody [NB100-750] - Whole cell lysate (100 ug) from HeLa cells either mock treated, treated with a control siRNA, or treated with siRNA for UBAP2L/NICE4. Antibody used at 0.03 ug/ml.



Western Blot: UBAP2L Antibody [NB100-750] - Detection of Human UBAP2L/NICE4 by Western Blot. Samples: Whole cell lysate (50 ug) from HeLa, 293T, and Jurkat cells. Antibodies: Affinity purified rabbit anti-UBAP2L/NICE4 antibody NB100-750 used for WB at 0.04 ug/ml. Detection: Chemiluminescence with an exposure time of 30 seconds.





Novus Biologicals USA

10730 E. Briarwood Avenue
Centennial, CO 80112
USA
Phone: 303.730.1950
Toll Free: 1.888.506.6887
Fax: 303.730.1966
nb-customerservice@bio-techne.com

Bio-Techne Canada

21 Canmotor Ave
Toronto, ON M8Z 4E6
Canada
Phone: 905.827.6400
Toll Free: 855.668.8722
Fax: 905.827.6402
canada.inquires@bio-techne.com

Bio-Techne Ltd

19 Barton Lane
Abingdon Science Park
Abingdon, OX14 3NB, United Kingdom
Phone: (44) (0) 1235 529449
Free Phone: 0800 37 34 15
Fax: (44) (0) 1235 533420
info.EMEA@bio-techne.com

General Contact Information

www.novusbio.com
Technical Support: nb-technical@bio-techne.com
Orders: nb-customerservice@bio-techne.com
General: novus@novusbio.com

Products Related to NB100-750

NBL1-17505	UBAP2L Overexpression Lysate
NBP2-33376H	Blue Marker Antibody (6F4-F6) [HRP]
HAF008	Goat anti-Rabbit IgG Secondary Antibody [HRP]
NB7160	Goat anti-Rabbit IgG (H+L) Secondary Antibody [HRP]
NBP2-24891	Rabbit IgG Isotype Control

Limitations

This product is for research use only and is not approved for use in humans or in clinical diagnosis. Primary Antibodies are guaranteed for 1 year from date of receipt.

For more information on our 100% guarantee, please visit www.novusbio.com/guarantee

Earn gift cards/discounts by submitting a review: www.novusbio.com/reviews/submit/NB100-750

Earn gift cards/discounts by submitting a publication using this product:
www.novusbio.com/publications

