

Product Datasheet

SART3 Antibody NB100-74648

Unit Size: 0.1 ml

Store at 4C. Do not freeze.

www.novusbio.com



technical@novusbio.com

Protocols, Publications, Related Products, Reviews, Research Tools and Images at:
www.novusbio.com/NB100-74648

Updated 9/9/2025 v.20.1

Earn rewards for product
reviews and publications.

Submit a publication at www.novusbio.com/publications

Submit a review at www.novusbio.com/reviews/destination/NB100-74648



NB100-74648**SART3 Antibody**

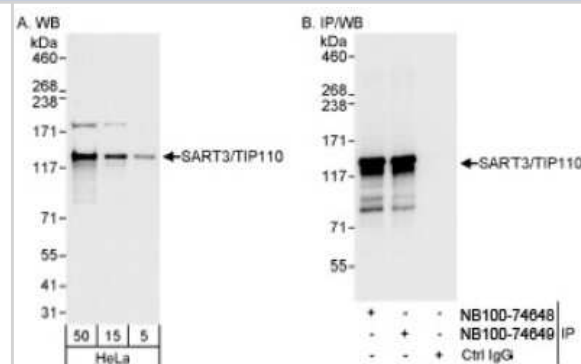
Product Information	
Unit Size	0.1 ml
Concentration	0.2 mg/ml
Storage	Store at 4C. Do not freeze.
Clonality	Polyclonal
Preservative	0.09% Sodium Azide
Isotype	IgG
Purity	Immunogen affinity purified
Buffer	TBS and 0.1% BSA

Product Description	
Description	Novus Biologicals Rabbit SART3 Antibody (NB100-74648) is a polyclonal antibody validated for use in IHC, WB, ICC/IF and IP. All Novus Biologicals antibodies are covered by our 100% guarantee.
Host	Rabbit
Gene ID	9733
Gene Symbol	SART3
Species	Human
Immunogen	The immunogen recognized by this antibody maps to a region between residue 600 and 650 of human squamous cell carcinoma antigen recognized by T-cells 3 (Tat-interacting protein of 110 kDa) (NP_055521.1).

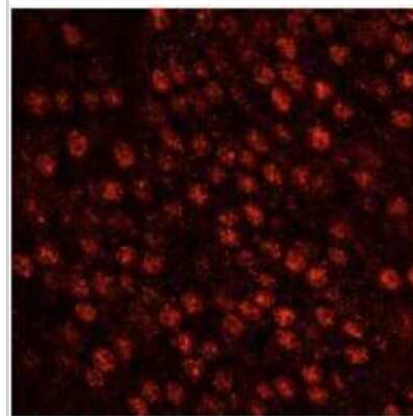
Product Application Details	
Applications	Western Blot, Immunohistochemistry-Paraffin, Immunocytochemistry/ Immunofluorescence, Immunohistochemistry, Immunoprecipitation
Recommended Dilutions	Western Blot 1:2000-1:10000, Immunohistochemistry 1:10-1:500, Immunocytochemistry/ Immunofluorescence 1:250- 1:1000, Immunoprecipitation 2-5 ug/mg lysate, Immunohistochemistry-Paraffin 1:100-1:500

Images

Western Blot: SART3 Antibody [NB100-74648] - Detection of Human SART3/TIP110 on HeLa whole cell lysate using NB100-74648. SART3 was also immunoprecipitated by rabbit anti-SART3 antibody NB100-74649.



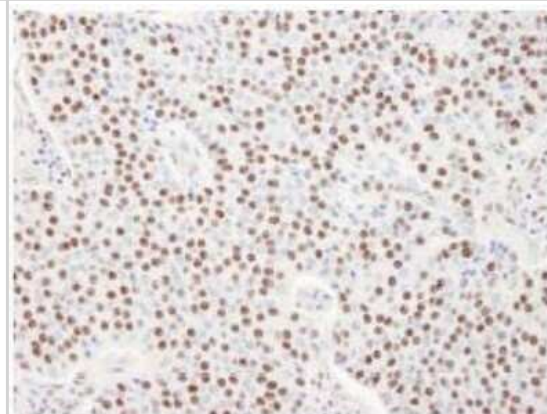
Immunocytochemistry/Immunofluorescence: SART3 Antibody [NB100-74648] - FFPE section of human pancreatic islet cell tumor. Affinity purified rabbit anti-SART3 used at a dilution of 1:100. Detection: Red fluorescent goat anti-rabbit IgG highly cross-adsorbed Antibody Hilyte Plus™ 555 used at a dilution of 1:100.



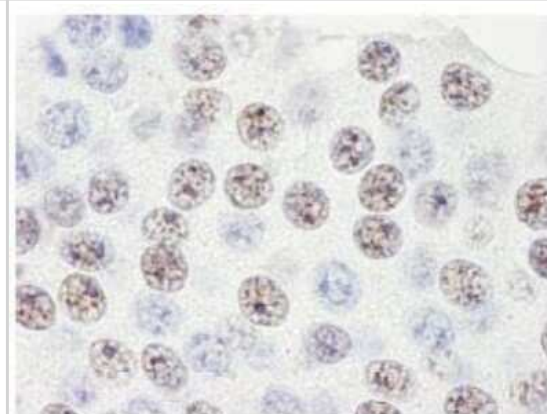
Immunohistochemistry: SART3 Antibody [NB100-74648] - Sample: FFPE sections of human ovarian carcinoma (left) and colon carcinoma (right). Antibody: Affinity purified rabbit anti- SART3/TIP110 used at a dilution of 1:200 (1ug/ml) and 1:400 (0.5 ug/ml). Detection: DAB and Red-fluorescent Goat anti-Rabbit IgG



Immunohistochemistry-Paraffin: SART3 Antibody [NB100-74648] - FFPE section of human pancreatic islet cell tumor. Affinity purified rabbit anti-SART3 used at a dilution of 1:250. Detection: DAB staining using Immunohistochemistry Accessory Kit.



Immunohistochemistry-Paraffin: SART3 Antibody [NB100-74648] - FFPE section of human pancreatic islet cell tumor. Affinity purified rabbit anti-SART3 used at a dilution of 1:250. Detection: DAB staining using Immunohistochemistry Accessory Kit





Novus Biologicals USA

10730 E. Briarwood Avenue
Centennial, CO 80112
USA
Phone: 303.730.1950
Toll Free: 1.888.506.6887
Fax: 303.730.1966
nb-customerservice@bio-techne.com

Bio-Techne Canada

21 Canmotor Ave
Toronto, ON M8Z 4E6
Canada
Phone: 905.827.6400
Toll Free: 855.668.8722
Fax: 905.827.6402
canada.inquires@bio-techne.com

Bio-Techne Ltd

19 Barton Lane
Abingdon Science Park
Abingdon, OX14 3NB, United Kingdom
Phone: (44) (0) 1235 529449
Free Phone: 0800 37 34 15
Fax: (44) (0) 1235 533420
info.EMEA@bio-techne.com

General Contact Information

www.novusbio.com
Technical Support: nb-technical@bio-techne.com
Orders: nb-customerservice@bio-techne.com
General: novus@novusbio.com

Products Related to NB100-74648

NBL1-15696	SART3 Overexpression Lysate
NBP2-33376H	Blue Marker Antibody (6F4-F6) [HRP]
HAF008	Goat anti-Rabbit IgG Secondary Antibody [HRP]
NB7160	Goat anti-Rabbit IgG (H+L) Secondary Antibody [HRP]
NBP2-24891	Rabbit IgG Isotype Control

Limitations

This product is for research use only and is not approved for use in humans or in clinical diagnosis. Primary Antibodies are guaranteed for 1 year from date of receipt.

For more information on our 100% guarantee, please visit www.novusbio.com/guarantee

Earn gift cards/discounts by submitting a review: www.novusbio.com/reviews/submit/NB100-74648

Earn gift cards/discounts by submitting a publication using this product:
www.novusbio.com/publications

