

Product Datasheet

EMMPRIN/CD147 Antibody (OX114) - BSA Free NB100-65518

Unit Size: 0.125 mg

Store at 4C short term. Aliquot and store at -20C long term. Avoid freeze-thaw cycles.

www.novusbio.com



technical@novusbio.com

Protocols, Publications, Related Products, Reviews, Research Tools and Images at:
www.novusbio.com/NB100-65518

Updated 9/9/2025 v.20.1

Earn rewards for product
reviews and publications.

Submit a publication at www.novusbio.com/publications

Submit a review at www.novusbio.com/reviews/destination/NB100-65518



NB100-65518

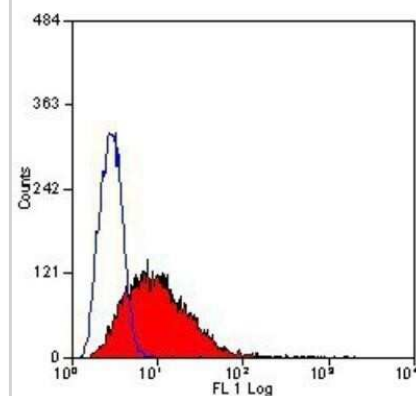
EMMPRIN/CD147 Antibody (OX114) - BSA Free

Product Information	
Unit Size	0.125 mg
Concentration	1.0 mg/ml
Storage	Store at 4C short term. Aliquot and store at -20C long term. Avoid freeze-thaw cycles.
Clonality	Monoclonal
Clone	OX114
Preservative	0.09% Sodium Azide
Isotype	IgG1
Purity	Protein G purified
Buffer	PBS
Product Description	
Description	Novus Biologicals Rat EMMPRIN/CD147 Antibody (OX114) - BSA Free (NB100-65518) is a monoclonal antibody validated for use in IHC, WB and Flow. All Novus Biologicals antibodies are covered by our 100% guarantee.
Host	Rat
Gene ID	682
Gene Symbol	BSG
Species	Mouse
Specificity/Sensitivity	NB100-65518 recognizes mouse CD147 (also known as basigin). CD147 is a cell surface glycoprotein that is widely expressed on leukocytes, red cells, platelets and endothelial cells. The reported functions of CD147 are diverse and include involvement in T-cell activation, cell adhesion and induction of matrix metalloproteinases. OX-114 recognizes both isoforms of CD147, the common form containing 2 Ig-like domains and the rare form containing 3 Ig-like domains. This antibody is routinely tested in flow cytometry on mouse splenocytes. Note that for staining of whole blood samples increased amounts of antibody may be required due to the presence of CD147 on erythrocytes.
Immunogen	Fusion protein mCD147dO-2rCD4d3 +4
Product Application Details	
Applications	Western Blot, Flow Cytometry, Immunohistochemistry, Immunohistochemistry-Frozen
Recommended Dilutions	Western Blot 1:100-1:2000, Flow Cytometry 1:25-1:50, Immunohistochemistry 1:10-1:500, Immunohistochemistry-Frozen 1:10-1:500

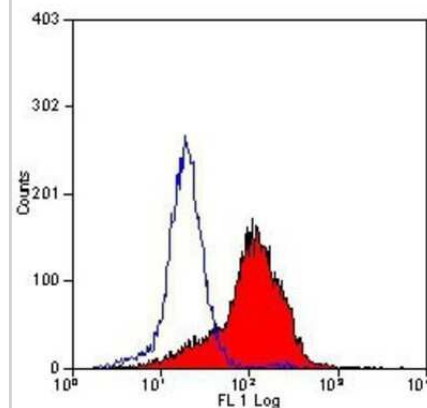


Images

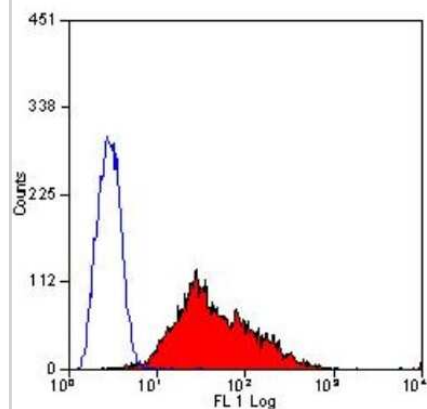
Flow Cytometry: EMMPRIN/CD147 Antibody (OX114) [NB100-65518] - Analysis using the FITC conjugate of NB100-65518. Staining of mouse peripheral blood lymphocytes with Rat anti Mouse CD147: FITC.



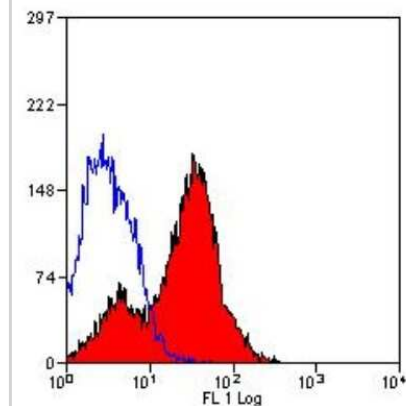
Flow Cytometry: EMMPRIN/CD147 Antibody (OX114) [NB100-65518] - Staining of mouse peripheral blood lymphocytes with RAT ANTI MOUSE CD147.



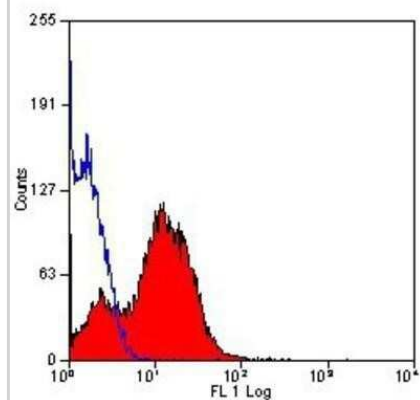
Flow Cytometry: EMMPRIN/CD147 Antibody (OX114) [NB100-65518] - Staining of mouse peripheral blood lymphocytes with Rat anti MouseE CD147: FITC.



Flow Cytometry: EMMPRIN/CD147 Antibody (OX114) [NB100-65518] - Staining of mouse spleen cells with Rat anti Mouse CD147: Alexa Fluor 488.



Flow Cytometry: EMMPRIN/CD147 Antibody (OX114) [NB100-65518] - Analysis using the Biotin conjugate of NB100-65518. Staining of mouse spleen cells with RAT ANTI MOUSE CD147: BIOTIN.





Novus Biologicals USA

10730 E. Briarwood Avenue
Centennial, CO 80112
USA
Phone: 303.730.1950
Toll Free: 1.888.506.6887
Fax: 303.730.1966
nb-customerservice@bio-techne.com

Bio-Techne Canada

21 Canmotor Ave
Toronto, ON M8Z 4E6
Canada
Phone: 905.827.6400
Toll Free: 855.668.8722
Fax: 905.827.6402
canada.inquires@bio-techne.com

Bio-Techne Ltd

19 Barton Lane
Abingdon Science Park
Abingdon, OX14 3NB, United Kingdom
Phone: (44) (0) 1235 529449
Free Phone: 0800 37 34 15
Fax: (44) (0) 1235 533420
info.EMEA@bio-techne.com

General Contact Information

www.novusbio.com
Technical Support: nb-technical@bio-techne.com
Orders: nb-customerservice@bio-techne.com
General: novus@novusbio.com

Products Related to NB100-65518

NBP2-33376H	Blue Marker Antibody (6F4-F6) [HRP]
HAF005	Goat anti-Rat IgG Secondary Antibody [HRP]
NB7115	Goat anti-Rat IgG (H+L) Secondary Antibody [HRP]
DDXCR01	Rat IgG1 Isotype Control

Limitations

This product is for research use only and is not approved for use in humans or in clinical diagnosis. Primary Antibodies are guaranteed for 1 year from date of receipt.

For more information on our 100% guarantee, please visit www.novusbio.com/guarantee

Earn gift cards/discounts by submitting a review: www.novusbio.com/reviews/submit/NB100-65518

Earn gift cards/discounts by submitting a publication using this product:
www.novusbio.com/publications

