

Product Datasheet

CD21 Antibody (Bu33) - BSA Free NB100-63574

Unit Size: 0.1 mg

Store at 4C short term. Aliquot and store at -20C long term. Avoid freeze-thaw cycles.

www.novusbio.com



technical@novusbio.com

Publications: 1

Protocols, Publications, Related Products, Reviews, Research Tools and Images at:
www.novusbio.com/NB100-63574

Updated 9/9/2025 v.20.1

Earn rewards for product
reviews and publications.

Submit a publication at www.novusbio.com/publications

Submit a review at www.novusbio.com/reviews/destination/NB100-63574



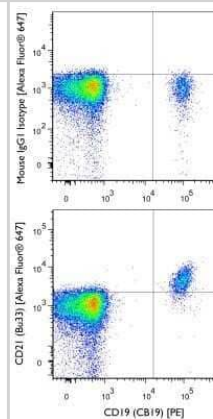
NB100-63574

CD21 Antibody (Bu33) - BSA Free

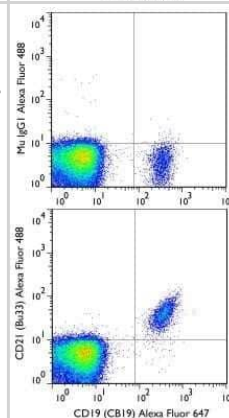
Product Information	
Unit Size	0.1 mg
Concentration	1.0 mg/ml
Storage	Store at 4C short term. Aliquot and store at -20C long term. Avoid freeze-thaw cycles.
Clonality	Monoclonal
Clone	Bu33
Preservative	0.09% Sodium Azide
Isotype	IgG1
Purity	Protein G purified
Buffer	PBS
Product Description	
Description	Novus Biologicals Mouse CD21 Antibody (Bu33) - BSA Free (NB100-63574) is a monoclonal antibody validated for use in IHC and Flow. Anti-CD21 Antibody: Cited in 1 publication. All Novus Biologicals antibodies are covered by our 100% guarantee.
Host	Mouse
Gene ID	1380
Gene Symbol	CR2
Species	Human
Reactivity Notes	Predicted cross-reactivities: Equine
Marker	Histiocytic Marker
Specificity/Sensitivity	NB100-63574 recognizes human CD21, a 145kD cell surface glycoprotein expressed by mature B lymphocytes, follicular dendritic cells, subsets of normal thymocytes and subsets of T cells. The CD21 molecule acts as a receptor for CD23, for complement components C3d, C3dg and iC3b and for Epstein Barr Virus. CD21 is part of the signalling complex that is linked to CD19, CD81 and phosphatidylinositol-3-kinase.
Immunogen	Made to Human CD21
Product Application Details	
Applications	Immunohistochemistry-Paraffin, Flow Cytometry
Recommended Dilutions	Flow Cytometry 1:50-1:200, Immunohistochemistry-Paraffin

Images

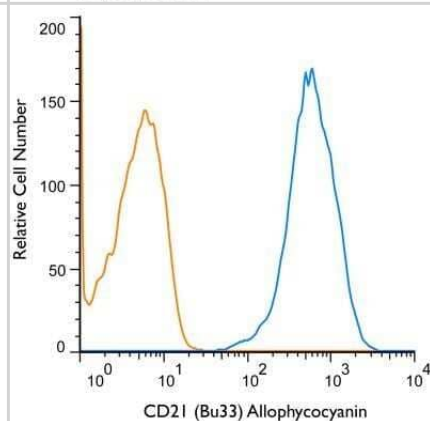
Flow Cytometry: CD21 Antibody (Bu33) [NB100-63574] - Flow Cytometry: CD21 Antibody (Bu33) [Alexa Fluor 647] [NB100-63574AF647] - A surface stain was performed on human peripheral blood lymphocytes with CD21 (Bu33) antibody NB100-63574AF647 and a matched isotype control NBP2-27287AF647. Cells were incubated in an antibody dilution of 2 ug/mL for 20 minutes at room temperature. A co-stain was performed with NBP2-26646. Image using the Alexa Fluor 647 form of this antibody.



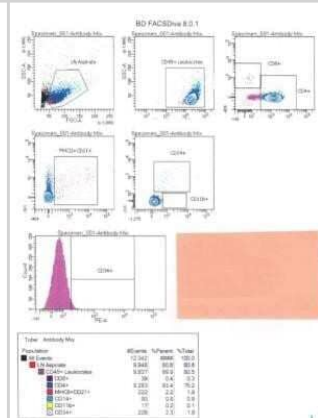
Flow Cytometry: CD21 Antibody (Bu33) [NB100-63574] - Using the Alexa Fluor 488 direct conjugate A surface stain was performed on human peripheral blood lymphocytes with CD21 (Bu33) antibody NB100-63574AF488 and a matched isotype control. Cells were incubated in an antibody dilution of 5 ug/mL for 20 minutes at room temperature. A co-stain was performed with NBP2-25196AF647.



Flow Cytometry: CD21 Antibody (Bu33) [NB100-63574] - Using the Allophycocyanin direct conjugate A cell surface stain was performed on Daudi cells with CD21 Antibody (Bu33) NB100-63574APC (blue) and a matched isotype control NBP2-27287APC (orange). Cells were incubated in an antibody dilution of 0.5 ug/mL for 20 minutes at room temperature. Both antibodies were conjugated to allophycocyanin.



Flow Cytometry: CD21 Antibody (Bu33) [NB100-63574] - Flow Cytometry: CD21 Antibody (Bu33) [Alexa Fluor 647] [NB100-63574AF647] - Immunophenotyping with Canine whole blood. image courtesy of customer. Image using the Alexa Fluor 647 form of this antibody.



Publications

Leeth C, Adkins J, Hay A Et al. Engrafting Horse Immune Cells into Mouse Hosts for the Study of the Acute Equine Immune Responses Animals : an open access journal from MDPI 2021-10-14 [PMID: 34679981]



Novus Biologicals USA

10730 E. Briarwood Avenue
Centennial, CO 80112
USA
Phone: 303.730.1950
Toll Free: 1.888.506.6887
Fax: 303.730.1966
nb-customerservice@bio-techne.com

Bio-Techne Canada

21 Canmotor Ave
Toronto, ON M8Z 4E6
Canada
Phone: 905.827.6400
Toll Free: 855.668.8722
Fax: 905.827.6402
canada.inquires@bio-techne.com

Bio-Techne Ltd

19 Barton Lane
Abingdon Science Park
Abingdon, OX14 3NB, United Kingdom
Phone: (44) (0) 1235 529449
Free Phone: 0800 37 34 15
Fax: (44) (0) 1235 533420
info.EMEA@bio-techne.com

General Contact Information

www.novusbio.com
Technical Support: nb-technical@bio-techne.com
Orders: nb-customerservice@bio-techne.com
General: novus@novusbio.com

Products Related to NB100-63574

HAF007	Goat anti-Mouse IgG Secondary Antibody [HRP]
NB7539	Goat anti-Mouse IgG (H+L) Secondary Antibody [HRP]
NBP1-97005-0.5mg	Mouse IgG1 Isotype Control (MG1)
NB100-63574AF647	CD21 Antibody (Bu33) [Alexa Fluor® 647]

Limitations

This product is for research use only and is not approved for use in humans or in clinical diagnosis. Primary Antibodies are guaranteed for 1 year from date of receipt.

For more information on our 100% guarantee, please visit www.novusbio.com/guarantee

Earn gift cards/discounts by submitting a review: www.novusbio.com/reviews/submit/NB100-63574

Earn gift cards/discounts by submitting a publication using this product:
www.novusbio.com/publications

