

# Product Datasheet

## Fas Ligand/TNFSF6 Antibody (14C2) - BSA Free NB100-63072

Unit Size: 0.1 mg

Store at 4C short term. Aliquot and store at -20C long term. Avoid freeze-thaw cycles.

[www.novusbio.com](http://www.novusbio.com)



[technical@novusbio.com](mailto:technical@novusbio.com)

### Publications: 1

Protocols, Publications, Related Products, Reviews, Research Tools and Images at:  
[www.novusbio.com/NB100-63072](http://www.novusbio.com/NB100-63072)

Updated 9/9/2025 v.20.1

Earn rewards for product  
reviews and publications.

Submit a publication at [www.novusbio.com/publications](http://www.novusbio.com/publications)

Submit a review at [www.novusbio.com/reviews/destination/NB100-63072](http://www.novusbio.com/reviews/destination/NB100-63072)



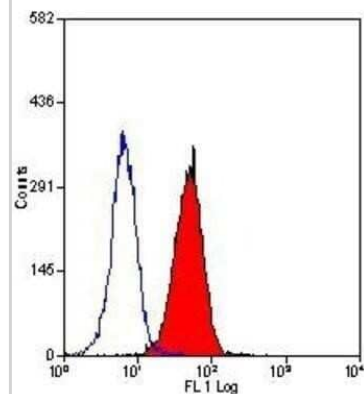
**NB100-63072**

Fas Ligand/TNFSF6 Antibody (14C2) - BSA Free

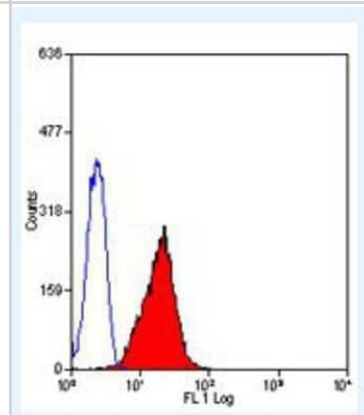
Product Information	
Unit Size	0.1 mg
Concentration	1.0 mg/ml
Storage	Store at 4C short term. Aliquot and store at -20C long term. Avoid freeze-thaw cycles.
Clonality	Monoclonal
Clone	14C2
Preservative	0.09% Sodium Azide
Isotype	IgG1
Purity	Protein G purified
Buffer	PBS
Product Description	
Description	Novus Biologicals Mouse Fas Ligand/TNFSF6 Antibody (14C2) - BSA Free (NB100-63072) is a monoclonal antibody validated for use in ELISA, Flow and IP. All Novus Biologicals antibodies are covered by our 100% guarantee.
Host	Mouse
Gene ID	356
Gene Symbol	FASLG
Species	Human
Specificity/Sensitivity	NB100-63072 recognizes the human CD178 cell surface antigen, a 40kDa glycoprotein also known as Fas ligand (CD95L). CD178 is a member of the TNF family, which is expressed by activated T lymphocytes and NK cells. The protein may exist as either a membrane bound or a cleaved soluble form. CD178 plays an important role in T cell development cytotoxicity. Binding of CD178 to Fas (CD95) results in the induction of apoptosis. Clone 14C2 is not reported to have a blocking function.
Immunogen	Made to Human CD178
Product Application Details	
Applications	ELISA, Flow Cytometry, Immunoprecipitation, Western Blot (Negative)
Recommended Dilutions	Flow Cytometry 1:25 - 1:50, ELISA 1:100 - 1:2000, Immunoprecipitation 1:10 - 1:500, Western Blot (Negative)
Application Notes	Results maybe enhanced using membrane permeabilisation in Flow Cytometry.

## Images

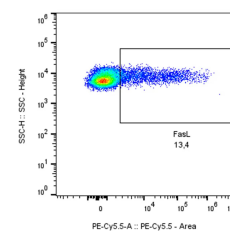
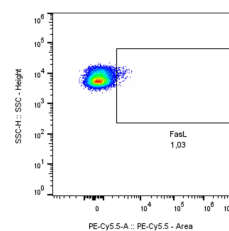
Flow Cytometry: Fas Ligand/TNFSF6 Antibody (14C2) [NB100-63072] - Analysis using the PE conjugate of NB100-63072. Staining of permeabilised Jurkat cells.



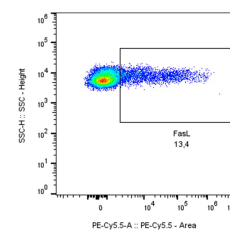
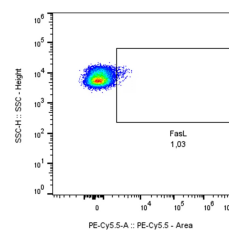
Flow Cytometry: Fas Ligand/TNFSF6 Antibody (14C2) [NB100-63072] - Staining of permeabilised Jurkat cells with MOUSE ANTI HUMAN CD178



Flow Cytometry: Mouse Monoclonal Fas Ligand/TNFSF6 Antibody (14C2) [NB100-63072] - NK cells were magnetically sorted from resting PBMC after thawing and stained for CD178 (FasL) PE-Cy5.5. The left plot depicts isotype staining with PE-Cy5.5 Mouse IgG1. Analysis using PE/Cy5.5 conjugated version of Fas Ligand/TNFSF6 (NB100-63072PECY55). Image from a verified customer review.



Flow Cytometry: Mouse Monoclonal Fas Ligand/TNFSF6 Antibody (14C2) [NB100-63072] - NK cells were magnetically sorted from resting PBMC after thawing and stained for CD178 (FasL) PE-Cy5.5. The left plot depicts isotype staining with PE-Cy5.5 Mouse IgG1. Analysis using PE/Cy5.5 conjugated version of Fas Ligand/TNFSF6 (NB100-63072PECY55). Image from a verified customer review.



## Publications

Muller N. Generierung und Evaluation von modifizierten NK-Zellen mit SDF-1alpha-Chemotaxis und Reaktivitat gegen EGFRvIII-positive Gliomzellen Thesis 2014-01-01 (Human)



### **Novus Biologicals USA**

10730 E. Briarwood Avenue  
Centennial, CO 80112  
USA  
Phone: 303.730.1950  
Toll Free: 1.888.506.6887  
Fax: 303.730.1966  
nb-customerservice@bio-techne.com

### **Bio-Techne Canada**

21 Canmotor Ave  
Toronto, ON M8Z 4E6  
Canada  
Phone: 905.827.6400  
Toll Free: 855.668.8722  
Fax: 905.827.6402  
canada.inquires@bio-techne.com

### **Bio-Techne Ltd**

19 Barton Lane  
Abingdon Science Park  
Abingdon, OX14 3NB, United Kingdom  
Phone: (44) (0) 1235 529449  
Free Phone: 0800 37 34 15  
Fax: (44) (0) 1235 533420  
info.EMEA@bio-techne.com

### **General Contact Information**

www.novusbio.com  
Technical Support: nb-technical@bio-techne.com  
Orders: nb-customerservice@bio-techne.com  
General: novus@novusbio.com

### **Products Related to NB100-63072**

---

NBL1-10600	Fas Ligand/TNFSF6 Overexpression Lysate
NBP2-33376H	Blue Marker Antibody (6F4-F6) [HRP]
HAF007	Goat anti-Mouse IgG Secondary Antibody [HRP]
NB7539	Goat anti-Mouse IgG (H+L) Secondary Antibody [HRP]
NBP1-97005-0.5mg	Mouse IgG1 Isotype Control (MG1)

---

### **Limitations**

This product is for research use only and is not approved for use in humans or in clinical diagnosis. Primary Antibodies are guaranteed for 1 year from date of receipt.

For more information on our 100% guarantee, please visit [www.novusbio.com/guarantee](http://www.novusbio.com/guarantee)

Earn gift cards/discounts by submitting a review: [www.novusbio.com/reviews/submit/NB100-63072](http://www.novusbio.com/reviews/submit/NB100-63072)

Earn gift cards/discounts by submitting a publication using this product:  
[www.novusbio.com/publications](http://www.novusbio.com/publications)

