

# Product Datasheet

## UACA Antibody - BSA Free NB100-61622

Unit Size: 100 ul

Store at 4C. Do not freeze.

[www.novusbio.com](http://www.novusbio.com)



[technical@novusbio.com](mailto:technical@novusbio.com)

Protocols, Publications, Related Products, Reviews, Research Tools and Images at:  
[www.novusbio.com/NB100-61622](http://www.novusbio.com/NB100-61622)

Updated 9/9/2025 v.20.1

Earn rewards for product  
reviews and publications.

Submit a publication at [www.novusbio.com/publications](http://www.novusbio.com/publications)

Submit a review at [www.novusbio.com/reviews/destination/NB100-61622](http://www.novusbio.com/reviews/destination/NB100-61622)



**NB100-61622**

UACA Antibody - BSA Free

Product Information	
Unit Size	100 ul
Concentration	1.0 mg/ml
Storage	Store at 4C. Do not freeze.
Clonality	Polyclonal
Preservative	0.09% Sodium Azide
Isotype	IgG
Purity	Immunogen affinity purified
Buffer	Tris-Citrate/Phosphate (pH 7.0 - 8.0)

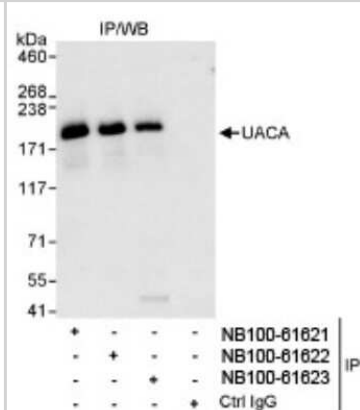
Product Description	
Description	Novus Biologicals Rabbit UACA Antibody - BSA Free (NB100-61622) is a polyclonal antibody validated for use in IHC and IP. All Novus Biologicals antibodies are covered by our 100% guarantee.
Host	Rabbit
Gene ID	55075
Gene Symbol	UACA
Species	Human
Immunogen	The immunogen recognized by this antibody maps to a region between residue 675 and 725 of human uveal autoantigen with coiled-coil domains and ankyrin repeats using the numbering given in entry NP_060473.2 (GeneID 55075).

Product Application Details	
Applications	Immunohistochemistry-Paraffin, Immunohistochemistry, Immunoprecipitation, Western Blot (Negative)
Recommended Dilutions	Immunohistochemistry 1:10-1:500, Immunoprecipitation 2-5 ug/mg lysate, Immunohistochemistry-Paraffin 1:100-1:500, Western Blot (Negative)
Application Notes	This antibody is not recommended for Western Blot analysis.

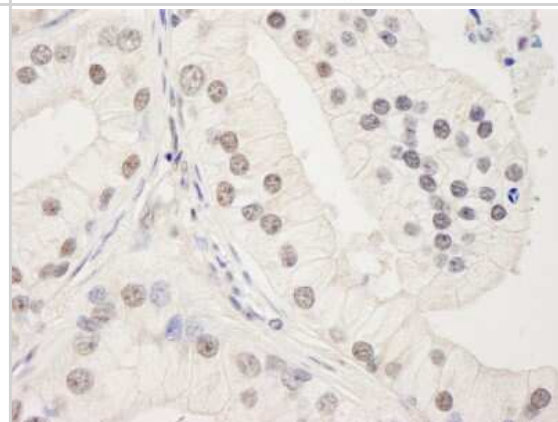


## Images

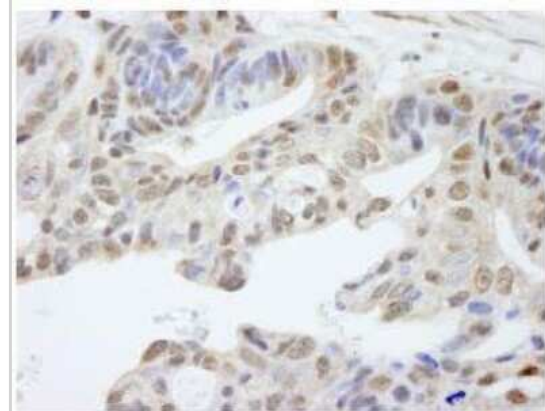
Western Blot: UACA Antibody [NB100-61622] - Detection of Human UACA by Western Blot of Immunoprecipitates. Samples: Whole cell lysate (1 mg for IP, 20% of IP loaded) from HeLa cells. Antibodies: Affinity purified rabbit anti-UACA antibody NB100-61622 used for IP at 3 mcg/mg lysate. UACA was also immunoprecipitated by rabbit anti- UACA antibodies NB100-61621 and NB100-61623, which recognize other epitopes. Detection: Chemiluminescence with an exposure time of 3 seconds.



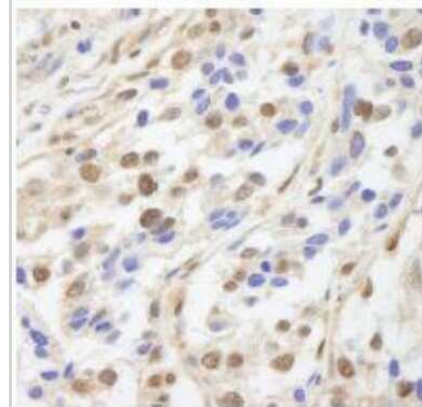
Immunohistochemistry: UACA Antibody [NB100-61622] - Sample: FFPE section of human prostate carcinoma. Antibody: Affinity purified rabbit anti- UACA used at a dilution of 1:1,000 (1ug/ml). Detection: DAB



Immunohistochemistry-Paraffin: UACA Antibody [NB100-61622] - FFPE section of human ovarian carcinoma. Affinity purified rabbit anti-UACA used at a dilution of 1:250.



Immunohistochemistry-Paraffin: UACA Antibody [NB100-61622] - FFPE section of human breast carcinoma. Affinity purified rabbit anti-UACA used at a dilution of 1:250.





### **Novus Biologicals USA**

10730 E. Briarwood Avenue  
Centennial, CO 80112  
USA  
Phone: 303.730.1950  
Toll Free: 1.888.506.6887  
Fax: 303.730.1966  
nb-customerservice@bio-techne.com

### **Bio-Techne Canada**

21 Canmotor Ave  
Toronto, ON M8Z 4E6  
Canada  
Phone: 905.827.6400  
Toll Free: 855.668.8722  
Fax: 905.827.6402  
canada.inquires@bio-techne.com

### **Bio-Techne Ltd**

19 Barton Lane  
Abingdon Science Park  
Abingdon, OX14 3NB, United Kingdom  
Phone: (44) (0) 1235 529449  
Free Phone: 0800 37 34 15  
Fax: (44) (0) 1235 533420  
info.EMEA@bio-techne.com

### **General Contact Information**

www.novusbio.com  
Technical Support: nb-technical@bio-techne.com  
Orders: nb-customerservice@bio-techne.com  
General: novus@novusbio.com

### **Products Related to NB100-61622**

---

NBP2-33376H	Blue Marker Antibody (6F4-F6) [HRP]
HAF008	Goat anti-Rabbit IgG Secondary Antibody [HRP]
NB7160	Goat anti-Rabbit IgG (H+L) Secondary Antibody [HRP]
NBP2-24891	Rabbit IgG Isotype Control

---

### **Limitations**

This product is for research use only and is not approved for use in humans or in clinical diagnosis. Primary Antibodies are guaranteed for 1 year from date of receipt.

For more information on our 100% guarantee, please visit [www.novusbio.com/guarantee](http://www.novusbio.com/guarantee)

Earn gift cards/discounts by submitting a review: [www.novusbio.com/reviews/submit/NB100-61622](http://www.novusbio.com/reviews/submit/NB100-61622)

Earn gift cards/discounts by submitting a publication using this product:  
[www.novusbio.com/publications](http://www.novusbio.com/publications)

