

Product Datasheet

TFII-I Antibody NB100-61054

Unit Size: 0.1 ml

Store at 4C. Do not freeze.

www.novusbio.com



technical@novusbio.com

Protocols, Publications, Related Products, Reviews, Research Tools and Images at:
www.novusbio.com/NB100-61054

Updated 9/9/2025 v.20.1

Earn rewards for product
reviews and publications.

Submit a publication at www.novusbio.com/publications

Submit a review at www.novusbio.com/reviews/destination/NB100-61054



NB100-61054

TFII-I Antibody

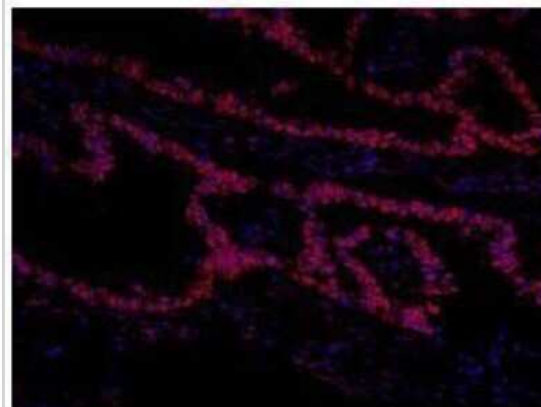
Product Information	
Unit Size	0.1 ml
Concentration	0.2 mg/ml
Storage	Store at 4C. Do not freeze.
Clonality	Polyclonal
Preservative	0.09% Sodium Azide
Isotype	IgG
Purity	Immunogen affinity purified
Buffer	TBS and 0.1% BSA

Product Description	
Description	Novus Biologicals Rabbit TFII-I Antibody (NB100-61054) is a polyclonal antibody validated for use in IHC, WB, ICC/IF and IP. All Novus Biologicals antibodies are covered by our 100% guarantee.
Host	Rabbit
Gene ID	2969
Gene Symbol	GTF2I
Species	Human, Mouse
Immunogen	The immunogen recognized by this antibody maps to a region between residue 985 and 998 of human general transcription factor II, i using the numbering given in entry NP_127492.1 (GeneID 2969).

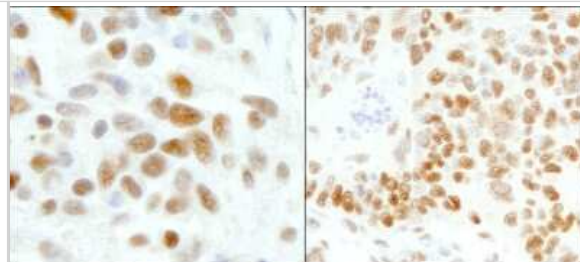
Product Application Details	
Applications	Western Blot, Immunohistochemistry-Paraffin, Immunocytochemistry/Immunofluorescence, Immunohistochemistry, Immunoprecipitation
Recommended Dilutions	Western Blot, Immunohistochemistry 1:10-1:500, Immunocytochemistry/Immunofluorescence 1:10-1:500, Immunoprecipitation, Immunohistochemistry-Paraffin 1:100-1:500

Images

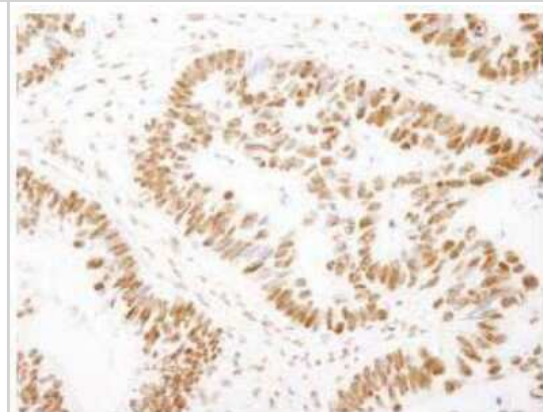
Immunocytochemistry/Immunofluorescence: TFII-I Antibody [NB100-61054] - FFPE section of human colon carcinoma. Affinity purified rabbit anti-GTF2I/TF II-I used at a dilution of 1:100.



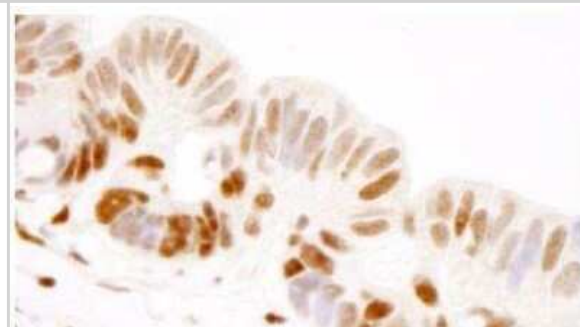
Immunohistochemistry: TFII-I Antibody [NB100-61054] - Sample: FFPE section of human Ewing sarcoma (left) and mouse teratoma (right). Antibody: Affinity purified rabbit anti-GTF2I/TFII-I used at a dilution of 1:200 (1ug/ml). Detection: DAB



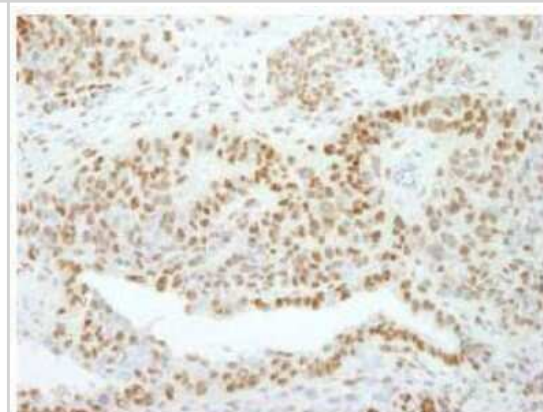
Immunohistochemistry-Paraffin: TFII-I Antibody [NB100-61054] - FFPE section of human colon carcinoma. Affinity purified rabbit anti-GTF2I/TFII-I used at a dilution of 1:100.



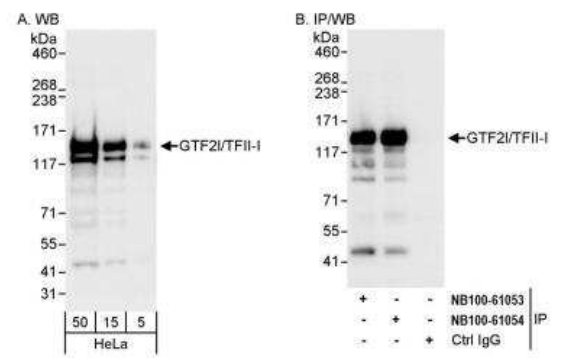
Immunohistochemistry-Paraffin: TFII-I Antibody [NB100-61054] - FFPE section of human ovarian carcinoma. Affinity purified rabbit anti-GTF2I/TFII-I used at a dilution of 1:100.



Immunohistochemistry-Paraffin: TFII-I Antibody [NB100-61054] - FFPE section of mouse teratoma. Affinity purified rabbit anti-GTF2I/TFII-I used at a dilution of 1:100.



Immunoprecipitation: TFII-I Antibody [NB100-61054] - Detection of human GTF2I/TFII-I by western blot and immunoprecipitation. Samples: Whole cell lysate (5, 15 and 50 ug for WB; 1 mg for IP, 20% of IP loaded) from HeLa cells. Antibodies: Affinity purified rabbit anti-GTF2I/TFII-I antibody NB100-61054 used for WB at 0.04 ug/ml (A) and 1 ug/ml (B) and used for IP at 3 ug/mg lysate. GTF2I/TFII-I was also immunoprecipitated by rabbit anti-GTF2I/TFII-I antibody NB100-61053, which recognizes an upstream epitope. Detection: Chemiluminescence with exposure times of 3 seconds (A) and 1 second (B).





Novus Biologicals USA

10730 E. Briarwood Avenue
Centennial, CO 80112
USA
Phone: 303.730.1950
Toll Free: 1.888.506.6887
Fax: 303.730.1966
nb-customerservice@bio-techne.com

Bio-Techne Canada

21 Canmotor Ave
Toronto, ON M8Z 4E6
Canada
Phone: 905.827.6400
Toll Free: 855.668.8722
Fax: 905.827.6402
canada.inquires@bio-techne.com

Bio-Techne Ltd

19 Barton Lane
Abingdon Science Park
Abingdon, OX14 3NB, United Kingdom
Phone: (44) (0) 1235 529449
Free Phone: 0800 37 34 15
Fax: (44) (0) 1235 533420
info.EMEA@bio-techne.com

General Contact Information

www.novusbio.com
Technical Support: nb-technical@bio-techne.com
Orders: nb-customerservice@bio-techne.com
General: novus@novusbio.com

Products Related to NB100-61054

NBP2-33376H	Blue Marker Antibody (6F4-F6) [HRP]
HAF008	Goat anti-Rabbit IgG Secondary Antibody [HRP]
NB7160	Goat anti-Rabbit IgG (H+L) Secondary Antibody [HRP]
NBP2-24891	Rabbit IgG Isotype Control

Limitations

This product is for research use only and is not approved for use in humans or in clinical diagnosis. Primary Antibodies are guaranteed for 1 year from date of receipt.

For more information on our 100% guarantee, please visit www.novusbio.com/guarantee

Earn gift cards/discounts by submitting a review: www.novusbio.com/reviews/submit/NB100-61054

Earn gift cards/discounts by submitting a publication using this product:
www.novusbio.com/publications

