

Product Datasheet

GTF3C4 Antibody NB100-60432

Unit Size: 0.1 ml

Store at 4C. Do not freeze.

www.novusbio.com



technical@novusbio.com

Protocols, Publications, Related Products, Reviews, Research Tools and Images at:
www.novusbio.com/NB100-60432

Updated 9/9/2025 v.20.1

Earn rewards for product
reviews and publications.

Submit a publication at www.novusbio.com/publications

Submit a review at www.novusbio.com/reviews/destination/NB100-60432



NB100-60432

GTF3C4 Antibody

Product Information	
Unit Size	0.1 ml
Concentration	0.2 mg/ml
Storage	Store at 4C. Do not freeze.
Clonality	Polyclonal
Preservative	0.09% Sodium Azide
Isotype	IgG
Purity	Immunogen affinity purified
Buffer	TBS and 0.1% BSA

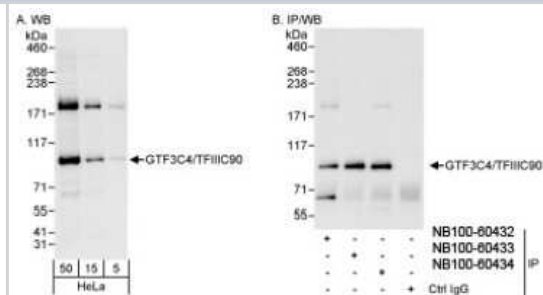
Product Description	
Description	Novus Biologicals Rabbit GTF3C4 Antibody (NB100-60432) is a polyclonal antibody validated for use in IHC, WB and IP. All Novus Biologicals antibodies are covered by our 100% guarantee.
Host	Rabbit
Gene ID	9329
Gene Symbol	GTF3C4
Species	Human
Immunogen	The immunogen recognized by this antibody maps to a region between residue 1 and 50 of human general transcription factor 3C polypeptide 4 (Transcription factor IIIC 90 kDa subunit) using the numbering given in entry NP_036336.1 (GeneID 9329).

Product Application Details	
Applications	Western Blot, Immunohistochemistry-Paraffin, Immunohistochemistry, Immunoprecipitation
Recommended Dilutions	Western Blot -2146826265, Immunohistochemistry 1:10-1:500, Immunoprecipitation 1:10-1:500, Immunohistochemistry-Paraffin 1:10-1:500

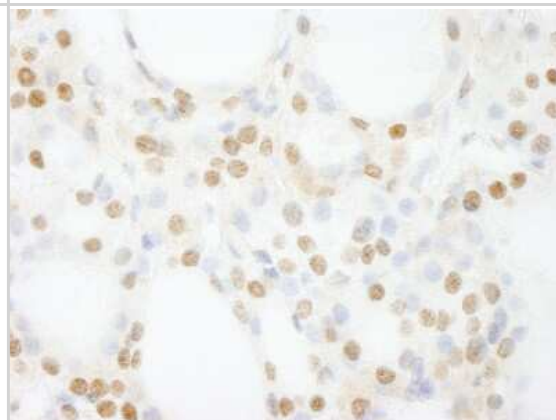


Images

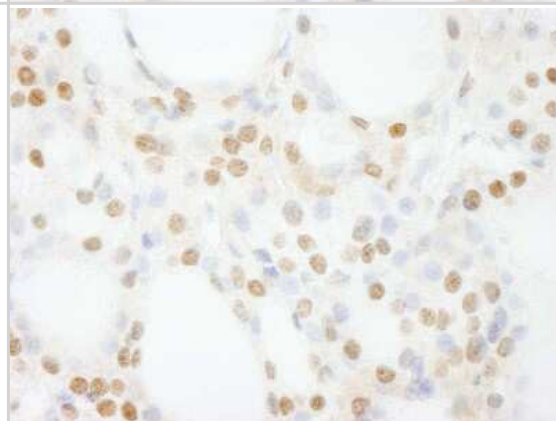
Western Blot: GTF3C4 Antibody [NB100-60432] - Detection of Human GTF3C4/TFIIIC90 on HeLa whole cell lysate using NB100-60432. GTF3C4/TFIIIC90 was also IPed by rabbit anti- GTF3C4/TFIIIC90 antibodies NB100-60433 and NB100-60434.



Immunohistochemistry: GTF3C4 Antibody [NB100-60432] - Sample: FFPE section of human thyroid carcinoma. Antibody: Affinity purified rabbit anti- GTF3C4/TFIIIC90 used at a dilution of 1:200 (1ug/ml). Detection: DAB



Immunohistochemistry-Paraffin: GTF3C4 Antibody [NB100-60432] - Human thyroid carcinoma. Antibody used at a dilution of 1:200 (1ug/ml).





Novus Biologicals USA

10730 E. Briarwood Avenue
Centennial, CO 80112
USA
Phone: 303.730.1950
Toll Free: 1.888.506.6887
Fax: 303.730.1966
nb-customerservice@bio-techne.com

Bio-Techne Canada

21 Canmotor Ave
Toronto, ON M8Z 4E6
Canada
Phone: 905.827.6400
Toll Free: 855.668.8722
Fax: 905.827.6402
canada.inquires@bio-techne.com

Bio-Techne Ltd

19 Barton Lane
Abingdon Science Park
Abingdon, OX14 3NB, United Kingdom
Phone: (44) (0) 1235 529449
Free Phone: 0800 37 34 15
Fax: (44) (0) 1235 533420
info.EMEA@bio-techne.com

General Contact Information

www.novusbio.com
Technical Support: nb-technical@bio-techne.com
Orders: nb-customerservice@bio-techne.com
General: novus@novusbio.com

Products Related to NB100-60432

NBP2-33376H	Blue Marker Antibody (6F4-F6) [HRP]
HAF008	Goat anti-Rabbit IgG Secondary Antibody [HRP]
NB7160	Goat anti-Rabbit IgG (H+L) Secondary Antibody [HRP]
NBP2-24891	Rabbit IgG Isotype Control

Limitations

This product is for research use only and is not approved for use in humans or in clinical diagnosis. Primary Antibodies are guaranteed for 1 year from date of receipt.

For more information on our 100% guarantee, please visit www.novusbio.com/guarantee

Earn gift cards/discounts by submitting a review: www.novusbio.com/reviews/submit/NB100-60432

Earn gift cards/discounts by submitting a publication using this product:
www.novusbio.com/publications

