

# Product Datasheet

## HMGN3/TRIP7 Antibody NB100-59840

Unit Size: 0.1 ml

Store at 4C. Do not freeze.

[www.novusbio.com](http://www.novusbio.com)



[technical@novusbio.com](mailto:technical@novusbio.com)

Protocols, Publications, Related Products, Reviews, Research Tools and Images at:  
[www.novusbio.com/NB100-59840](http://www.novusbio.com/NB100-59840)

Updated 9/9/2025 v.20.1

Earn rewards for product  
reviews and publications.

Submit a publication at [www.novusbio.com/publications](http://www.novusbio.com/publications)

Submit a review at [www.novusbio.com/reviews/destination/NB100-59840](http://www.novusbio.com/reviews/destination/NB100-59840)



**NB100-59840**

## HMGN3/TRIP7 Antibody

| Product Information |                             |
|---------------------|-----------------------------|
| Unit Size           | 0.1 ml                      |
| Concentration       | 0.2 mg/ml                   |
| Storage             | Store at 4C. Do not freeze. |
| Clonality           | Polyclonal                  |
| Preservative        | 0.09% Sodium Azide          |
| Isotype             | IgG                         |
| Purity              | Immunogen affinity purified |
| Buffer              | TBS and 0.1% BSA            |

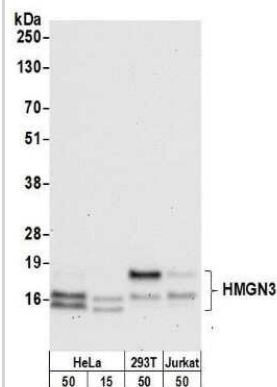
| Product Description |  |
|---------------------|--|
| Description         | Novus Biologicals Rabbit HMGN3/TRIP7 Antibody (NB100-59840) is a polyclonal antibody validated for use in IHC, WB and IP. All Novus Biologicals antibodies are covered by our 100% guarantee.                |
| Host                | Rabbit   |
| Gene ID             | 9324   |
| Gene Symbol         | HMGN3  |
| Species             | Human  |
| Immunogen           | The immunogen recognized by this antibody maps to a region between residue 60 and 99 of human high mobility group nucleosomal binding domain 3 using the numbering given in entry NP_004233.1 (GeneID 9324). |

| Product Application Details |  |
|-----------------------------|--|
| Applications                | Western Blot, Immunohistochemistry-Paraffin, Immunohistochemistry, Immunoprecipitation                                       |
| Recommended Dilutions       | Western Blot 1:2000-1:10000, Immunohistochemistry, Immunoprecipitation 2-5ug/mg lysate, Immunohistochemistry-Paraffin 1:1000 |

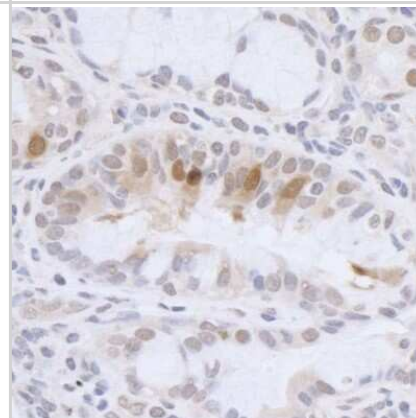


## Images

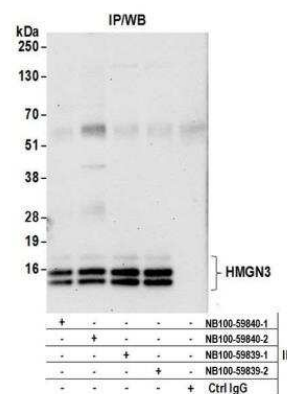
**Western Blot: HMGN3/TRIP7 Antibody [NB100-59840]** - Detection of human HMGN3 by western blot. Samples: Whole cell lysate from HeLa (15 and 50 ug), HEK293T (50ug), and Jurkat (50ug) cells prepared using NETN lysis buffer. Antibody: Affinity purified rabbit anti-HMGN3 antibody NB100-59840 used for WB at 0.1 ug/ml. Detection: Chemiluminescence with an exposure time of 30 seconds.



**Immunohistochemistry: HMGN3/TRIP7 Antibody [NB100-59840]** - Detection of human HMGN3 by immunohistochemistry. Sample: FFPE section of human lung carcinoma. Antibody: Affinity purified rabbit anti-HMGN3 (NB100-59840). Detection: DAB



**Immunoprecipitation: HMGN3/TRIP7 Antibody [NB100-59840]** - Detection of human HMGN3 by western blot of immunoprecipitates. Samples: Whole cell lysate (0.5 or 1.0 mg per IP reaction; 20% of IP loaded) from HeLa cells prepared using NETN lysis buffer. Antibodies: Affinity purified rabbit anti-HMGN3 antibody NB100-59840 (lot 2) used for IP at 6 ug per reaction. HMGN3 was also immunoprecipitated with a previous lot of this antibody (lot 1) and rabbit anti-HMGN3 antibody NB100-59839 (lots 1 and 2). For blotting immunoprecipitated HMGN3, NB100-59840 was used at 1 ug/ml. Detection: Chemiluminescence with an exposure time of 30 seconds.





### **Novus Biologicals USA**

10730 E. Briarwood Avenue  
Centennial, CO 80112  
USA  
Phone: 303.730.1950  
Toll Free: 1.888.506.6887  
Fax: 303.730.1966  
nb-customerservice@bio-techne.com

### **Bio-Techne Canada**

21 Canmotor Ave  
Toronto, ON M8Z 4E6  
Canada  
Phone: 905.827.6400  
Toll Free: 855.668.8722  
Fax: 905.827.6402  
canada.inquires@bio-techne.com

### **Bio-Techne Ltd**

19 Barton Lane  
Abingdon Science Park  
Abingdon, OX14 3NB, United Kingdom  
Phone: (44) (0) 1235 529449  
Free Phone: 0800 37 34 15  
Fax: (44) (0) 1235 533420  
info.EMEA@bio-techne.com

### **General Contact Information**

www.novusbio.com  
Technical Support: nb-technical@bio-techne.com  
Orders: nb-customerservice@bio-techne.com  
General: novus@novusbio.com

### **Products Related to NB100-59840**

---

|             |   |
|-------------|---|
| NBP2-33376H | Blue Marker Antibody (6F4-F6) [HRP]                 |
| HAF008      | Goat anti-Rabbit IgG Secondary Antibody [HRP]       |
| NB7160      | Goat anti-Rabbit IgG (H+L) Secondary Antibody [HRP] |
| NBP2-24891  | Rabbit IgG Isotype Control                          |

---

### **Limitations**

This product is for research use only and is not approved for use in humans or in clinical diagnosis. Primary Antibodies are guaranteed for 1 year from date of receipt.

For more information on our 100% guarantee, please visit [www.novusbio.com/guarantee](http://www.novusbio.com/guarantee)

Earn gift cards/discounts by submitting a review: [www.novusbio.com/reviews/submit/NB100-59840](http://www.novusbio.com/reviews/submit/NB100-59840)

Earn gift cards/discounts by submitting a publication using this product:  
[www.novusbio.com/publications](http://www.novusbio.com/publications)

