

# Product Datasheet

## CHD4 Antibody - BSA Free NB100-57519

Unit Size: 100 ul

Store at 4C. Do not freeze.

[www.novusbio.com](http://www.novusbio.com)



[technical@novusbio.com](mailto:technical@novusbio.com)

### Publications: 1

Protocols, Publications, Related Products, Reviews, Research Tools and Images at:  
[www.novusbio.com/NB100-57519](http://www.novusbio.com/NB100-57519)

Updated 9/9/2025 v.20.1

Earn rewards for product  
reviews and publications.

Submit a publication at [www.novusbio.com/publications](http://www.novusbio.com/publications)

Submit a review at [www.novusbio.com/reviews/destination/NB100-57519](http://www.novusbio.com/reviews/destination/NB100-57519)



**NB100-57519**

CHD4 Antibody - BSA Free

Product Information	
Unit Size	100 ul
Concentration	1.0 mg/ml
Storage	Store at 4C. Do not freeze.
Clonality	Polyclonal
Preservative	0.09% Sodium Azide
Isotype	IgG
Purity	Immunogen affinity purified
Buffer	Tris-Citrate/Phosphate (pH 7.0 - 8.0)

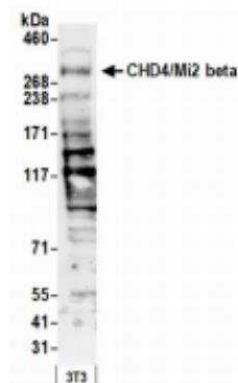
Product Description	
Description	Novus Biologicals Rabbit CHD4 Antibody - BSA Free (NB100-57519) is a polyclonal antibody validated for use in WB, IP and ChIP. Anti-CHD4 Antibody: Cited in 1 publication. All Novus Biologicals antibodies are covered by our 100% guarantee.
Host	Rabbit
Gene ID	1108
Gene Symbol	CHD4
Species	Human, Mouse
Immunogen	The immunogen recognized by this antibody maps to a region between residue 25 and 75 of human chromodomain helicase DNA binding protein 4 (Mi2 autoantigen 218 kDa protein) using the numbering given in entry NP_001264.2 (GeneID 1108).

Product Application Details	
Applications	Western Blot, Immunoprecipitation, Chromatin Immunoprecipitation Sequencing
Recommended Dilutions	Western Blot 1:2000-1:10000, Immunoprecipitation 2- 10 ug/mg lysate, Chromatin Immunoprecipitation Sequencing

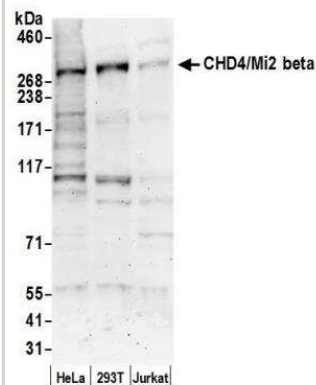


## Images

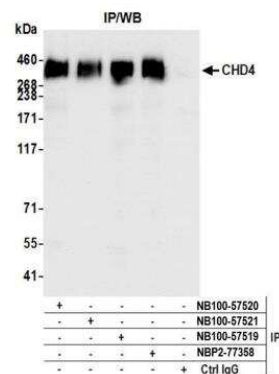
Western Blot: CHD4 Antibody [NB100-57519] - Whole cell lysate (50 ug) from NIH3T3 cells prepared using NETN lysis buffer. Antibody: Affinity purified rabbit anti-CHD4/Mi2 beta antibody used for WB at 0.4 ug/ml. Detection: Chemiluminescence with an exposure time of 3 minutes.



Western Blot: CHD4 Antibody [NB100-57519] - Detection of Human CHD4/Mi2 beta by Western Blot. Samples: Whole cell lysate (50 ug) from HeLa, 293T, and Jurkat cells prepared using NETN lysis buffer. Antibody: Affinity purified rabbit anti-CHD4/Mi2 beta antibody NB100-57519 used for WB at 0.1 ug/ml. Detection: Chemiluminescence with an exposure time of 3 minutes.



Immunoprecipitation: CHD4 Antibody [NB100-57519] - Detection of human CHD4 by western blot of immunoprecipitates. Samples: Whole cell lysate (1.0 mg per IP reaction; 20% of IP loaded) from HeLa cells. Antibodies: Affinity purified rabbit anti-CHD4 antibody NB100-57519 used for IP at 6 ug per reaction. CHD4 was also immunoprecipitated by rabbit anti-CHD4 antibodies (NB100-57520, NB100-57521), and rabbit anti-CHD4 recombinant monoclonal antibody [BLR066G] (NBP2-77358). For blotting immunoprecipitated CHD4, NBP2-77358 was used at 1:1000. Detection: Chemiluminescence with an exposure time of 1 second.



## Publications

Shakya A, Kang J, Chumley J et al. Oct1 is a switchable, bipotential stabilizer of repressed and inducible transcriptional states. J Biol Chem 2011-01-01 [PMID: 21051540]



### **Novus Biologicals USA**

10730 E. Briarwood Avenue  
Centennial, CO 80112  
USA  
Phone: 303.730.1950  
Toll Free: 1.888.506.6887  
Fax: 303.730.1966  
nb-customerservice@bio-techne.com

### **Bio-Techne Canada**

21 Canmotor Ave  
Toronto, ON M8Z 4E6  
Canada  
Phone: 905.827.6400  
Toll Free: 855.668.8722  
Fax: 905.827.6402  
canada.inquires@bio-techne.com

### **Bio-Techne Ltd**

19 Barton Lane  
Abingdon Science Park  
Abingdon, OX14 3NB, United Kingdom  
Phone: (44) (0) 1235 529449  
Free Phone: 0800 37 34 15  
Fax: (44) (0) 1235 533420  
info.EMEA@bio-techne.com

### **General Contact Information**

www.novusbio.com  
Technical Support: nb-technical@bio-techne.com  
Orders: nb-customerservice@bio-techne.com  
General: novus@novusbio.com

### **Products Related to NB100-57519**

---

NBP2-33376H	Blue Marker Antibody (6F4-F6) [HRP]
HAF008	Goat anti-Rabbit IgG Secondary Antibody [HRP]
NB7160	Goat anti-Rabbit IgG (H+L) Secondary Antibody [HRP]
NBP2-24891	Rabbit IgG Isotype Control

---

### **Limitations**

This product is for research use only and is not approved for use in humans or in clinical diagnosis. Primary Antibodies are guaranteed for 1 year from date of receipt.

For more information on our 100% guarantee, please visit [www.novusbio.com/guarantee](http://www.novusbio.com/guarantee)

Earn gift cards/discounts by submitting a review: [www.novusbio.com/reviews/submit/NB100-57519](http://www.novusbio.com/reviews/submit/NB100-57519)

Earn gift cards/discounts by submitting a publication using this product:  
[www.novusbio.com/publications](http://www.novusbio.com/publications)

