

# Product Datasheet

## Caspase-7 Antibody (25B881.1) - BSA Free NB100-56529

Unit Size: 0.1 mg

Store at 4C short term. Aliquot and store at -20C long term. Avoid freeze-thaw cycles.

[www.novusbio.com](http://www.novusbio.com)



[technical@novusbio.com](mailto:technical@novusbio.com)

### Publications: 2

Protocols, Publications, Related Products, Reviews, Research Tools and Images at:  
[www.novusbio.com/NB100-56529](http://www.novusbio.com/NB100-56529)

Updated 9/9/2025 v.20.1

Earn rewards for product  
reviews and publications.

Submit a publication at [www.novusbio.com/publications](http://www.novusbio.com/publications)

Submit a review at [www.novusbio.com/reviews/destination/NB100-56529](http://www.novusbio.com/reviews/destination/NB100-56529)



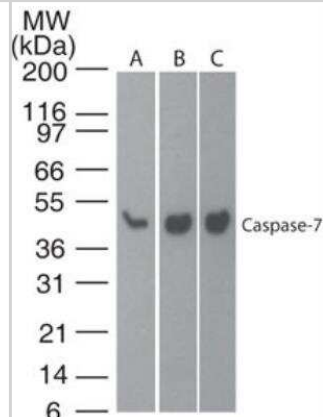
**NB100-56529**

Caspase-7 Antibody (25B881.1) - BSA Free

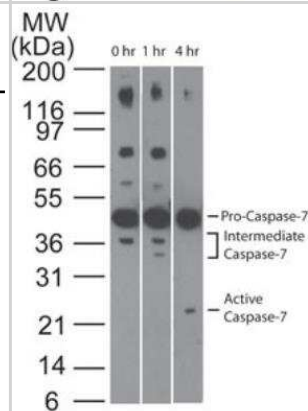
<b>Product Information</b>	
<b>Unit Size</b>	0.1 mg
<b>Concentration</b>	1.0 mg/ml
<b>Storage</b>	Store at 4C short term. Aliquot and store at -20C long term. Avoid freeze-thaw cycles.
<b>Clonality</b>	Monoclonal
<b>Clone</b>	25B881.1
<b>Preservative</b>	0.05% Sodium Azide
<b>Isotype</b>	IgG1
<b>Purity</b>	Protein G purified
<b>Buffer</b>	PBS
<b>Product Description</b>	
<b>Description</b>	Novus Biologicals Mouse Caspase-7 Antibody (25B881.1) - BSA Free (NB100-56529) is a monoclonal antibody validated for use in IHC and WB. Anti-Caspase-7 Antibody: Cited in 2 publications. All Novus Biologicals antibodies are covered by our 100% guarantee.
<b>Host</b>	Mouse
<b>Gene ID</b>	840
<b>Gene Symbol</b>	CASP7
<b>Species</b>	Human, Mouse, Rat
<b>Immunogen</b>	This antibody was generated against recombinant protein of active form of human Caspase-7.
<b>Product Application Details</b>	
<b>Applications</b>	Western Blot, Immunohistochemistry-Paraffin, Immunohistochemistry
<b>Recommended Dilutions</b>	Western Blot 1-2 ug/ml, Immunohistochemistry, Immunohistochemistry-Paraffin 5 ug/ml
<b>Application Notes</b>	In Jurkat, a 35 kDa band is observed.

## Images

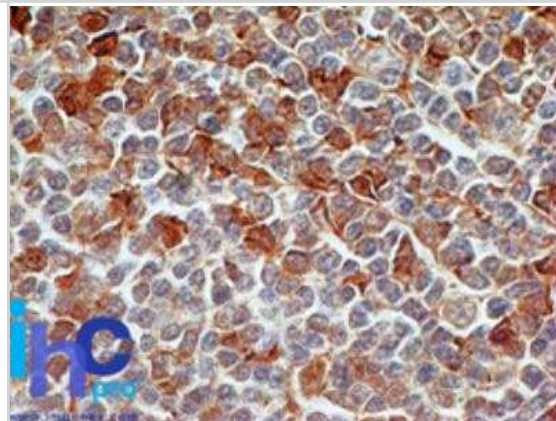
Western Blot: Caspase-7 Antibody (25B881.1) [NB100-56529] - Analysis of Caspase-7 in A) human brain, B) mouse brain and C) rat brain lysate using Caspase-7 antibody at 1 ug/ml.



Western Blot: Caspase-7 Antibody (25B881.1) [NB100-56529] - Analysis of Caspase-7 in Jurkat cells using Caspase-7 antibody at 1 ug/ml. Cells were treated with 2 uM staurosporine for different time periods. Caspase-7 activation is detected in western blots by the presence of Caspase-7 cleavage fragments. The antibody detected both pro (full-length) and active (cleaved) Caspase-7, depending on the treatment time points. A basal level of endogenous intermediate Caspase-7 can be seen in untreated Jurkat cells.



Immunohistochemistry-Paraffin: Caspase-7 Antibody (25B881.1) [NB100-56529] - Human tonsil stained with Caspase-7 antibody at 5 ug/ml. Novus' human tonsil tissue slide was used for this test. Staining of formalin-fixed tissues is enhanced by boiling tissue sections in 10 mM sodium citrate buffer, pH 6.0 for 10-20 min followed by cooling at RT for 20 min.



## Publications

Sivasoorian SS, Urade R, Chiu CC, Wang LF. Neuropeptide-Functionalized Gold Nanorod Enhanced Cellular Uptake and Improved In Vitro Photothermal Killing in LRP1-Positive Glioma Cells Pharmaceuticals 2022-09-13 [PMID: 36145687] (Western Blot, Human)

Jin H, Suh DS, Kim TH et al IER3 is a crucial mediator of TAp73beta-induced apoptosis in cervical cancer and confers EPE sensitivity Sci Rep 2015-02-10 [PMID: 25666857] (WB, Human)



### **Novus Biologicals USA**

10730 E. Briarwood Avenue  
Centennial, CO 80112  
USA  
Phone: 303.730.1950  
Toll Free: 1.888.506.6887  
Fax: 303.730.1966  
nb-customerservice@bio-techne.com

### **Bio-Techne Canada**

21 Canmotor Ave  
Toronto, ON M8Z 4E6  
Canada  
Phone: 905.827.6400  
Toll Free: 855.668.8722  
Fax: 905.827.6402  
canada.inquires@bio-techne.com

### **Bio-Techne Ltd**

19 Barton Lane  
Abingdon Science Park  
Abingdon, OX14 3NB, United Kingdom  
Phone: (44) (0) 1235 529449  
Free Phone: 0800 37 34 15  
Fax: (44) (0) 1235 533420  
info.EMEA@bio-techne.com

### **General Contact Information**

www.novusbio.com  
Technical Support: nb-technical@bio-techne.com  
Orders: nb-customerservice@bio-techne.com  
General: novus@novusbio.com

### **Products Related to NB100-56529**

---

NB800-PC2	Jurkat Whole Cell Lysate
NBP2-33376H	Blue Marker Antibody (6F4-F6) [HRP]
HAF007	Goat anti-Mouse IgG Secondary Antibody [HRP]
NB7539	Goat anti-Mouse IgG (H+L) Secondary Antibody [HRP]
NBP1-97005-0.5mg	Mouse IgG1 Isotype Control (MG1)

---

### **Limitations**

This product is for research use only and is not approved for use in humans or in clinical diagnosis. Primary Antibodies are guaranteed for 1 year from date of receipt.

For more information on our 100% guarantee, please visit [www.novusbio.com/guarantee](http://www.novusbio.com/guarantee)

Earn gift cards/discounts by submitting a review: [www.novusbio.com/reviews/submit/NB100-56529](http://www.novusbio.com/reviews/submit/NB100-56529)

Earn gift cards/discounts by submitting a publication using this product:  
[www.novusbio.com/publications](http://www.novusbio.com/publications)

