

Product Datasheet

EZH1 Antibody - BSA Free

NB100-56358

Unit Size: 0.1 mg

Store at 4C short term. Aliquot and store at -20C long term. Avoid freeze-thaw cycles.

www.novusbio.com



technical@novusbio.com

Reviews: 1 Publications: 2

Protocols, Publications, Related Products, Reviews, Research Tools and Images at:
www.novusbio.com/NB100-56358

Updated 9/9/2025 v.20.1

Earn rewards for product reviews and publications.

Submit a publication at www.novusbio.com/publications

Submit a review at www.novusbio.com/reviews/destination/NB100-56358



NB100-56358

EZH1 Antibody - BSA Free

Product Information	
Unit Size	0.1 mg
Concentration	1 mg/ml
Storage	Store at 4C short term. Aliquot and store at -20C long term. Avoid freeze-thaw cycles.
Clonality	Polyclonal
Preservative	0.05% Sodium Azide
Isotype	IgG
Purity	Protein G purified
Buffer	PBS
Target Molecular Weight	85.3 kDa

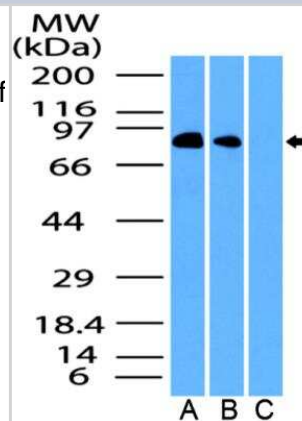
Product Description	
Description	Novus Biologicals Rabbit EZH1 Antibody - BSA Free (NB100-56358) is a polyclonal antibody validated for use in WB. Anti-EZH1 Antibody: Cited in 2 publications. All Novus Biologicals antibodies are covered by our 100% guarantee.
Host	Rabbit
Gene ID	2145
Gene Symbol	EZH1
Species	Human, Mouse
Reactivity Notes	Immunogen sequence similarity with rat and dog (86%).
Specificity/Sensitivity	
Immunogen	A portion of amino acids 350-400 of human EZH1 was used as the immunogen.

Product Application Details	
Applications	Western Blot
Recommended Dilutions	Western Blot 2 - 4 ug/mL
Application Notes	The observed molecular weight of the protein may vary from the listed predicted molecular weight due to post translational modifications, post translation cleavages, relative charges, and other experimental factors.

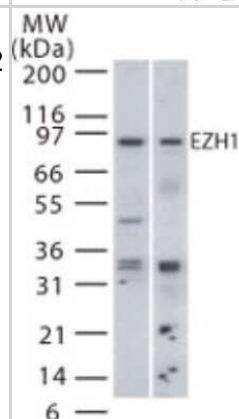


Images

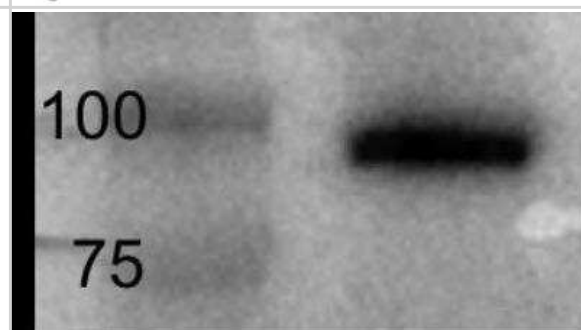
Western Blot: EZH1 Antibody [NB100-56358] - WB detection of EZH1 protein in (A) Ramos cells lysate, (B) Daudi cells lysate and (C) Peptide blocked - Daudi cells lysate by using EZH1 antibody at a concentration of 2 ug/mL.



Western Blot: EZH1 Antibody [NB100-56358] - Detection of EZH1 in mouse (lane 1) and human (lane 2) spleen lysate using this antibody at 2 ug/mL.



Western Blot: EZH1 Antibody [NB100-56358] - 15 ug of HeLa nuclear extract on PVDF membrane. Image from verified customer.



Publications

Duan S, Chan WK, Oman A et al. NF-kappa B/NKILA signaling modulates the anti-cancerous effects of EZH2 inhibition J. Cell. Mol. Med. 2019-07-07 [PMID: 31282094] (WB, Human)

Grimaldi G, Christian M, Steel JH et al. Down-regulation of the histone methyltransferase EZH2 contributes to the epigenetic programming of decidualizing human endometrial stromal cells. Mol Endocrinol. 2011-11-01 [PMID: 21903722] (WB)

Details:
EZH1 (IMG-389). WB: total protein lysates of HESC. FIG 3.



Novus Biologicals USA

10730 E. Briarwood Avenue
Centennial, CO 80112
USA
Phone: 303.730.1950
Toll Free: 1.888.506.6887
Fax: 303.730.1966
nb-customerservice@bio-techne.com

Bio-Techne Canada

21 Canmotor Ave
Toronto, ON M8Z 4E6
Canada
Phone: 905.827.6400
Toll Free: 855.668.8722
Fax: 905.827.6402
canada.inquires@bio-techne.com

Bio-Techne Ltd

19 Barton Lane
Abingdon Science Park
Abingdon, OX14 3NB, United Kingdom
Phone: (44) (0) 1235 529449
Free Phone: 0800 37 34 15
Fax: (44) (0) 1235 533420
info.EMEA@bio-techne.com

General Contact Information

www.novusbio.com
Technical Support: nb-technical@bio-techne.com
Orders: nb-customerservice@bio-techne.com
General: novus@novusbio.com

Products Related to NB100-56358

NB820-59259	Human Spleen Whole Tissue Lysate (Adult Whole Normal)
NBP2-33376H	Blue Marker Antibody (6F4-F6) [HRP]
HAF008	Goat anti-Rabbit IgG Secondary Antibody [HRP]
NB7160	Goat anti-Rabbit IgG (H+L) Secondary Antibody [HRP]
NBP2-24891	Rabbit IgG Isotype Control

Limitations

This product is for research use only and is not approved for use in humans or in clinical diagnosis. Primary Antibodies are guaranteed for 1 year from date of receipt.

For more information on our 100% guarantee, please visit www.novusbio.com/guarantee

Earn gift cards/discounts by submitting a review: www.novusbio.com/reviews/submit/NB100-56358

Earn gift cards/discounts by submitting a publication using this product:

www.novusbio.com/publications

