

Product Datasheet

TRAF-1 Antibody - BSA Free

NB100-56170

Unit Size: 0.05 ml

Store at 4C short term. Aliquot and store at -20C long term. Avoid freeze-thaw cycles.

www.novusbio.com



technical@novusbio.com

Publications: 1

Protocols, Publications, Related Products, Reviews, Research Tools and Images at:
www.novusbio.com/NB100-56170

Updated 9/9/2025 v.20.1

Earn rewards for product
reviews and publications.

Submit a publication at www.novusbio.com/publications

Submit a review at www.novusbio.com/reviews/destination/NB100-56170



NB100-56170

TRAF-1 Antibody - BSA Free

Product Information	
Unit Size	0.05 ml
Concentration	This product is unpurified. The exact concentration of antibody is not quantifiable.
Storage	Store at 4C short term. Aliquot and store at -20C long term. Avoid freeze-thaw cycles.
Clonality	Polyclonal
Preservative	0.02% Sodium Azide
Isotype	IgG
Purity	Unpurified
Buffer	Whole antisera

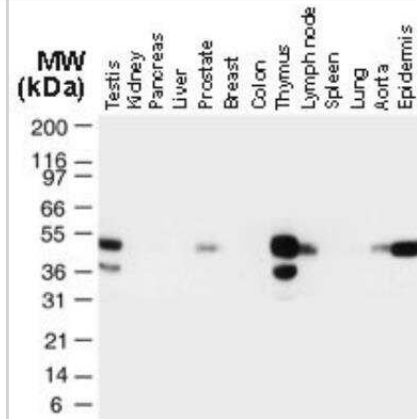
Product Description	
Description	Novus Biologicals Rabbit TRAF-1 Antibody - BSA Free (NB100-56170) is a polyclonal antibody validated for use in IHC, WB and IP. Anti-TRAF-1 Antibody: Cited in 1 publication. All Novus Biologicals antibodies are covered by our 100% guarantee.
Host	Rabbit
Gene ID	7185
Gene Symbol	TRAF1
Species	Human, Bovine, Canine
Immunogen	A synthetic peptide corresponding to amino acids between 1 and 50 of human TRAF1 was used as immunogen, GenBank no. NP_005649.1.

Product Application Details	
Applications	Western Blot, Immunohistochemistry-Paraffin, Immunohistochemistry, Immunoprecipitation
Recommended Dilutions	Western Blot 1:1000-1:2000, Immunohistochemistry, Immunoprecipitation 1:50-1:200, Immunohistochemistry-Paraffin 1:1000-1:5000

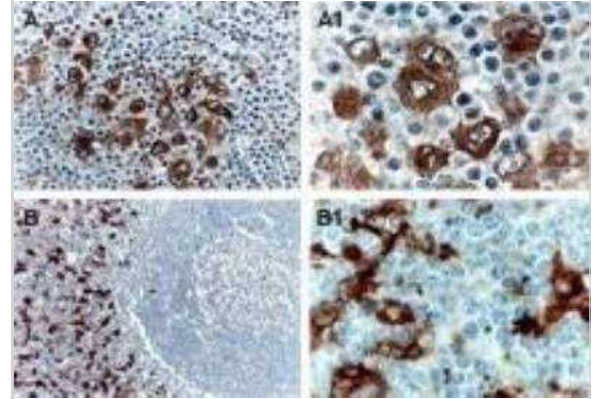


Images

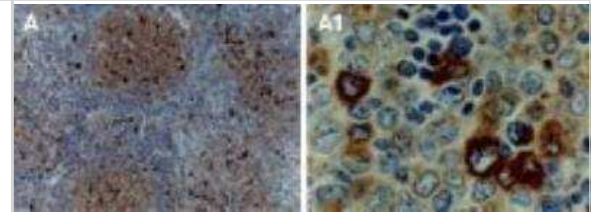
Western Blot: TRAF-1 Antibody [NB100-56170] - Analysis of TRAF-1 in normal human tissues using this antibody. TRAF-1 is observed at 50-50 kDa. Additional bands of lower molecular weight were seen in some cases, and may represent TRAF-1 degradation fragments.



Immunohistochemistry-Paraffin: TRAF-1 Antibody [NB100-56170] - Formalin-fixed, paraffin-embedded human tissue sections stained for TRAF-1 expression using NB100-56170 at 1:2000. Hematoxylin-eosin counterstain. A, A1: Formalin-fixed, paraffin-embedded human lymphoma tissue section stained for TRAF-1 expression using NB100-56170 at 1:2000. Hematoxylin-eosin counterstain. A, Hodgkin's Disease, the Reed-Sternberg cells are positive for TRAF-1 expression. B, lymph node, dendritic-like cells are positive for TRAF-1 expression. A1 and B1 are higher magnifications from A and B, respectively.



Immunohistochemistry-Paraffin: TRAF-1 Antibody [NB100-56170] - Formalin-fixed, paraffin-embedded human lymphoma tissue section stained for TRAF-1 expression using NB100-56170 at 1:2000. Hematoxylin-eosin counterstain. A1 is a higher magnification of A.



Publications

Zapata JM, Krajewska M, Krajewski S et al. TNFR-associated factor family protein expression in normal tissues and lymphoid malignancies. *J Immunol.* 2000-11-01 [PMID: 11046039] (IHC-P, WB, Human)

Details:

WB: Figs 1, 2, 4, 5; IHC-paraffin: Fig 3.



Novus Biologicals USA

10730 E. Briarwood Avenue
Centennial, CO 80112
USA
Phone: 303.730.1950
Toll Free: 1.888.506.6887
Fax: 303.730.1966
nb-customerservice@bio-techne.com

Bio-Techne Canada

21 Canmotor Ave
Toronto, ON M8Z 4E6
Canada
Phone: 905.827.6400
Toll Free: 855.668.8722
Fax: 905.827.6402
canada.inquires@bio-techne.com

Bio-Techne Ltd

19 Barton Lane
Abingdon Science Park
Abingdon, OX14 3NB, United Kingdom
Phone: (44) (0) 1235 529449
Free Phone: 0800 37 34 15
Fax: (44) (0) 1235 533420
info.EMEA@bio-techne.com

General Contact Information

www.novusbio.com
Technical Support: nb-technical@bio-techne.com
Orders: nb-customerservice@bio-techne.com
General: novus@novusbio.com

Products Related to NB100-56170

NBL1-17239	TRAF-1 Overexpression Lysate
NBP2-33376H	Blue Marker Antibody (6F4-F6) [HRP]
HAF008	Goat anti-Rabbit IgG Secondary Antibody [HRP]
NB7160	Goat anti-Rabbit IgG (H+L) Secondary Antibody [HRP]
NBP2-24891	Rabbit IgG Isotype Control

Limitations

This product is for research use only and is not approved for use in humans or in clinical diagnosis. Primary Antibodies are guaranteed for 1 year from date of receipt.

For more information on our 100% guarantee, please visit www.novusbio.com/guarantee

Earn gift cards/discounts by submitting a review: www.novusbio.com/reviews/submit/NB100-56170

Earn gift cards/discounts by submitting a publication using this product:
www.novusbio.com/publications

