

# Product Datasheet

## BFAR Antibody - BSA Free NB100-56094

Unit Size: 0.05 ml

Store at 4C short term. Aliquot and store at -20C long term. Avoid freeze-thaw cycles.

[www.novusbio.com](http://www.novusbio.com)



[technical@novusbio.com](mailto:technical@novusbio.com)

### Publications: 1

Protocols, Publications, Related Products, Reviews, Research Tools and Images at:  
[www.novusbio.com/NB100-56094](http://www.novusbio.com/NB100-56094)

Updated 9/9/2025 v.20.1

Earn rewards for product  
reviews and publications.

Submit a publication at [www.novusbio.com/publications](http://www.novusbio.com/publications)

Submit a review at [www.novusbio.com/reviews/destination/NB100-56094](http://www.novusbio.com/reviews/destination/NB100-56094)



**NB100-56094**

BFAR Antibody - BSA Free

<b>Product Information</b>	
<b>Unit Size</b>	0.05 ml
<b>Concentration</b>	This product is unpurified. The exact concentration of antibody is not quantifiable.
<b>Storage</b>	Store at 4C short term. Aliquot and store at -20C long term. Avoid freeze-thaw cycles.
<b>Clonality</b>	Polyclonal
<b>Preservative</b>	0.05% Sodium Azide
<b>Isotype</b>	IgG
<b>Purity</b>	Unpurified
<b>Buffer</b>	Whole antisera

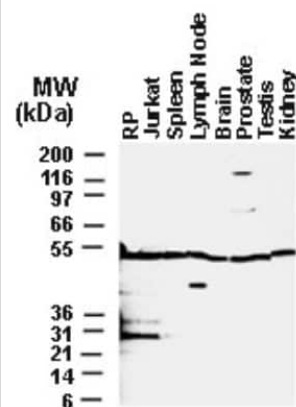
<b>Product Description</b>	
<b>Description</b>	Novus Biologicals Rabbit BFAR Antibody - BSA Free (NB100-56094) is a polyclonal antibody validated for use in IHC, WB and IP. Anti-BFAR Antibody: Cited in 1 publication. All Novus Biologicals antibodies are covered by our 100% guarantee.
<b>Host</b>	Rabbit
<b>Gene ID</b>	51283
<b>Gene Symbol</b>	BFAR
<b>Species</b>	Human
<b>Immunogen</b>	A recombinant protein corresponding to amino acids 1-139 of human BAR was used as immunogen. Human BAR is 450 amino acid protein; GenBank no. NP_057645.1.

<b>Product Application Details</b>	
<b>Applications</b>	Western Blot, Immunohistochemistry-Paraffin, Immunohistochemistry, Immunoprecipitation
<b>Recommended Dilutions</b>	Western Blot 1:1000-1:2000, Immunohistochemistry, Immunoprecipitation 1:50-1:200, Immunohistochemistry-Paraffin 1:1000-1:5000

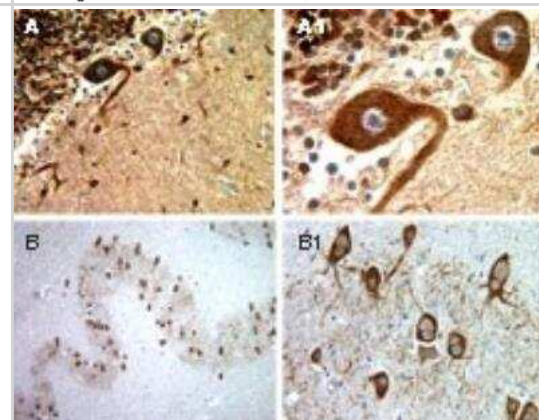


## Images

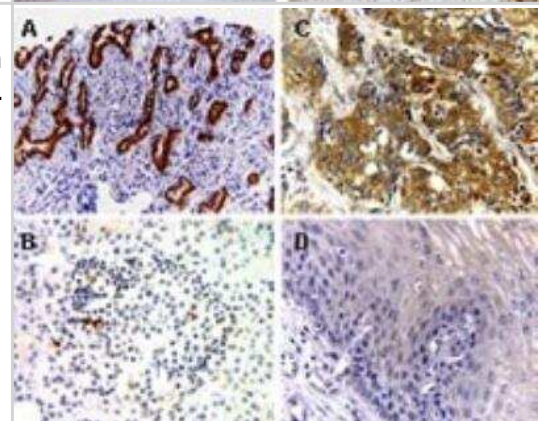
Western Blot: BFAR Antibody [NB100-56094] - Analysis of BAR in cell lines and tissues. 25 ug of total protein was loaded per lane. BAR Recombinant protein (RP) was used as a positive control.



Immunohistochemistry-Paraffin: BFAR Antibody [NB100-56094] - Staining of normal Human Brain. 1:2000. A) Cerebellum. B) Medulla. A1 and B1 are higher magnifications of A and B, respectively.



Immunohistochemistry-Paraffin: BFAR Antibody [NB100-56094] - Staining of tumor and normal Human tissues stained for BAR expression using this antibody at 1:2000. A. Pancreatic cancer. B. Normal pancreas. C. Esophageal cancer. D. Normal esophagus. Increased expression of BAR was detected in the tumor, compared to normal tissues. Hematoxylin-eosin counterstain.



## Publications

Roth W, Kermer P, Krajewska M et al. Bifunctional apoptosis inhibitor (BAR) protects neurons from diverse cell death pathways. *Cell Death Differ.* 2003-10-01 [PMID: 14502241]

Details:

WB (Fig 1): human tissue lysates including Brain (40141), Heart (40142), Intestine (40143), kidney (40144), liver (40145), lung (40146), muscle (40147), spleen (40149), and testis (40150), SK-N-BE neuroblastoma cells.



### **Novus Biologicals USA**

10730 E. Briarwood Avenue  
Centennial, CO 80112  
USA  
Phone: 303.730.1950  
Toll Free: 1.888.506.6887  
Fax: 303.730.1966  
nb-customerservice@bio-techne.com

### **Bio-Techne Canada**

21 Canmotor Ave  
Toronto, ON M8Z 4E6  
Canada  
Phone: 905.827.6400  
Toll Free: 855.668.8722  
Fax: 905.827.6402  
canada.inquires@bio-techne.com

### **Bio-Techne Ltd**

19 Barton Lane  
Abingdon Science Park  
Abingdon, OX14 3NB, United Kingdom  
Phone: (44) (0) 1235 529449  
Free Phone: 0800 37 34 15  
Fax: (44) (0) 1235 533420  
info.EMEA@bio-techne.com

### **General Contact Information**

www.novusbio.com  
Technical Support: nb-technical@bio-techne.com  
Orders: nb-customerservice@bio-techne.com  
General: novus@novusbio.com

### **Products Related to NB100-56094**

---

NBP2-33376H	Blue Marker Antibody (6F4-F6) [HRP]
HAF008	Goat anti-Rabbit IgG Secondary Antibody [HRP]
NB7160	Goat anti-Rabbit IgG (H+L) Secondary Antibody [HRP]
NBP2-24891	Rabbit IgG Isotype Control

---

### **Limitations**

This product is for research use only and is not approved for use in humans or in clinical diagnosis. Primary Antibodies are guaranteed for 1 year from date of receipt.

For more information on our 100% guarantee, please visit [www.novusbio.com/guarantee](http://www.novusbio.com/guarantee)

Earn gift cards/discounts by submitting a review: [www.novusbio.com/reviews/submit/NB100-56094](http://www.novusbio.com/reviews/submit/NB100-56094)

Earn gift cards/discounts by submitting a publication using this product:  
[www.novusbio.com/publications](http://www.novusbio.com/publications)

